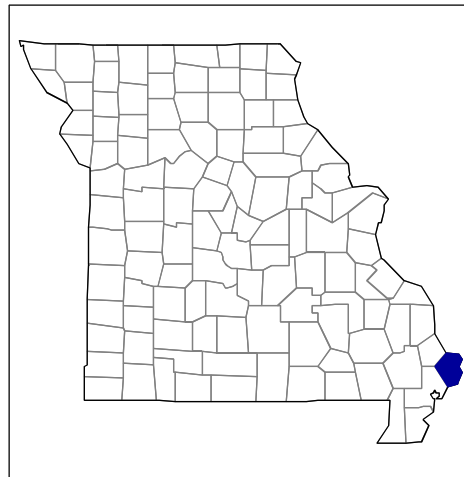


# 2002 Census of Agriculture County Profile

## Mississippi, Missouri



### Number of farms

247 farms in 2002, 298 farms in 1997, down 17 percent.

### Land in farms

271,713 acres in 2002, 278,525 acres in 1997, down 2 percent.

### Average size of farm

1,100 acres in 2002, 935 acres in 1997, up 18 percent.

### Market Value of Production

\$66,009,000 in 2002, \$83,245,000 in 1997, down 21 percent.

Crop sales accounted for \$64,217,000 of the total value in 2002.

Livestock sales accounted for \$1,792,000 of the total value in 2002.

### Market Value of Production, average per farm

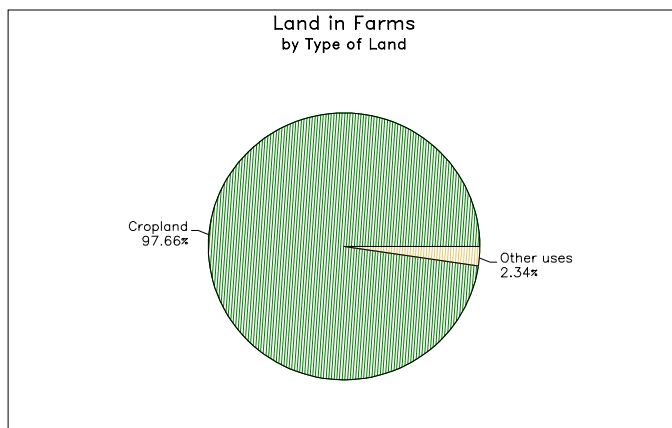
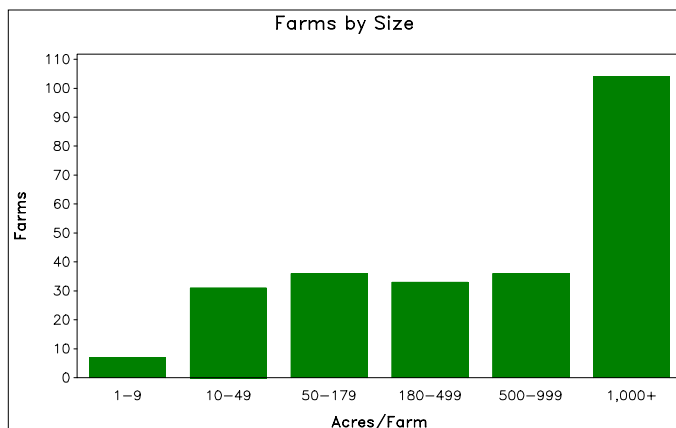
\$267,244 in 2002, \$279,345 in 1997, down 4 percent.

### Government Payments

\$2,878,000 in 2002, \$2,553,000 in 1997, up 13 percent.

### Government Payments, average per farm receiving payments

\$17,654 in 2002, \$11,659 in 1997, up 51 percent.



**2002 Census of Agriculture**  
**County Profile**  
**United States Department of Agriculture, Missouri Agricultural Statistics Service**

**Mississippi, Missouri**

**Ranked items among the 114 state counties and 3,078 U.S. counties, 2002**

Item	Quantity	State Rank	Universe <sup>1</sup>	U.S. Rank	Universe <sup>1</sup>
<b>MARKET VALUE OF AGRICULTURAL PRODUCTS SOLD (\$1,000)</b>					
Total value of agricultural products sold	66,009	23	114	869	3,075
Value of crops including nursery and greenhouse	64,217	5	114	335	3,070
Value of livestock, poultry, and their products	1,792	110	114	2,745	3,070
<b>VALUE OF SALES BY COMMODITY GROUP (\$1,000)</b>					
Grains, oilseeds, dry beans, and dry peas	54,780	4	112	192	2,871
Tobacco	-	-	20	-	560
Cotton and cottonseed	(D)	(D)	8	(D)	656
Vegetables, melons, potatoes, and sweet potatoes	(D)	(D)	104	(D)	2,747
Fruits, tree nuts, and berries	-	-	105	-	2,638
Nursery, greenhouse, floriculture, and sod	(D)	(D)	108	(D)	2,708
Cut Christmas trees and short rotation woody crops	-	-	61	-	1,774
Other crops and hay	49	113	114	2,903	3,046
Poultry and eggs	(D)	(D)	114	(D)	2,918
Cattle and calves	(D)	(D)	114	(D)	3,053
Milk and other dairy products from cows	-	-	109	-	2,493
Hogs and pigs	-	-	112	-	2,919
Sheep, goats, and their products	(D)	(D)	113	(D)	2,997
Horses, ponies, mules, burros, and donkeys	(D)	(D)	113	(D)	3,014
Aquaculture	-	-	46	-	1,520
Other animals and other animal products	(D)	(D)	107	(D)	2,727
<b>TOP LIVESTOCK INVENTORY ITEMS (number)</b>					
Broilers and other meat-type chickens	(D)	15	108	(D)	2,599
Cattle and calves	1,665	111	114	2,844	3,059
Colonies of bees	(D)	5	101	(D)	2,392
Horses and ponies	32	114	114	3,032	3,065
Layers 20 weeks old and older	(D)	113	113	(D)	2,983
<b>TOP CROP ITEMS (acres)</b>					
Soybeans	178,661	1	103	25	2,076
Corn for grain	54,575	13	107	459	2,592
All Wheat for grain	50,104	1	111	250	2,517
Sorghum for grain	9,015	5	98	183	1,307
Potatoes	4,505	1	56	56	1,551

**Other County Highlights**

Economic Characteristics	Quantity	Operator Characteristics	Quantity
Farms by value of sales		Principal operators by primary occupation:	
Less than \$1,000	10	Farming	200
\$1,000 to \$2,499	4	Other	47
\$2,500 to \$4,999	13		
\$5,000 to \$9,999	16	Principal operators by sex:	
\$10,000 to \$19,999	15	Male	234
\$20,000 to \$24,999	4	Female	13
\$25,000 to \$39,999	13		
\$40,000 to \$49,999	8	Average age of principal operator (years)	55.5
\$50,000 to \$99,999	24		
\$100,000 to \$249,999	44	All operators <sup>2</sup> by race:	
\$250,000 to \$499,999	60	White	343
\$500,000 or more	36	Black or African American	8
Total farm production expenses (\$1,000)	52,911	American Indian or Alaska Native	1
Average per farm (\$)	212,494	Native Hawaiian or Other Pacific Islander	-
		Asian	-
Net cash farm income of operation (\$1,000)	19,202	More than one race	3
Average per farm (\$)	77,118	All operators <sup>2</sup> of Spanish, Hispanic, or Latino Origin	3

(D) Cannot be disclosed. (Z) Less than half of the unit shown. See "Census of Agriculture, Volume 1, Geographic Area Series" for complete footnotes.

<sup>1</sup> Universe is number of counties in state or U.S. with item.

<sup>2</sup> Data were collected for a maximum of three operators per farm.