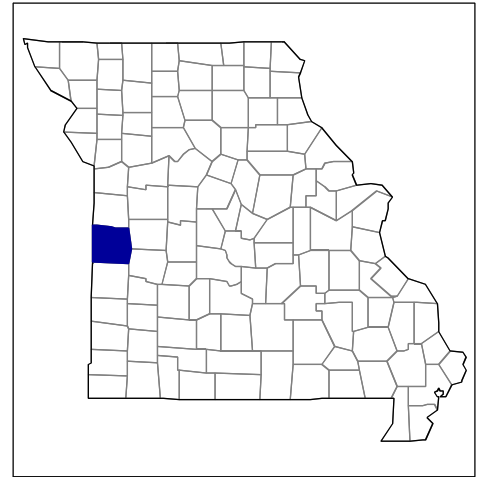




# 2002 Census of Agriculture County Profile

## Bates, Missouri



### Number of farms

1,293 farms in 2002, 1,377 farms in 1997, down 6 percent.

### Land in farms

468,118 acres in 2002, 453,305 acres in 1997, up 3 percent.

### Average size of farm

362 acres in 2002, 329 acres in 1997, up 10 percent.

### Market Value of Production

\$57,326,000 in 2002, \$66,069,000 in 1997, down 13 percent.

Crop sales accounted for \$26,400,000 of the total value in 2002.

Livestock sales accounted for \$30,926,000 of the total value in 2002.

### Market Value of Production, average per farm

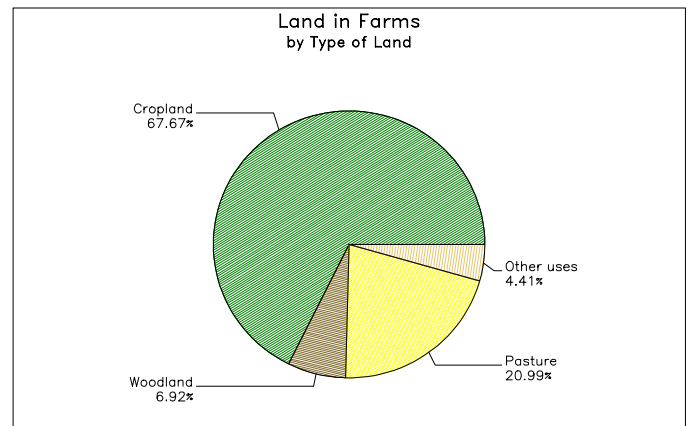
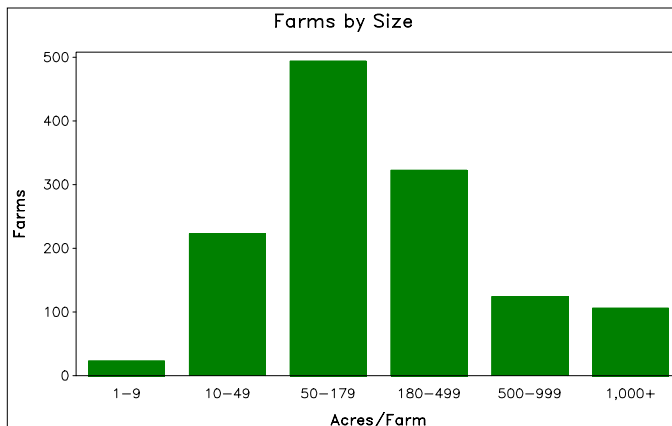
\$44,336 in 2002, \$47,981 in 1997, down 8 percent.

### Government Payments

\$3,691,000 in 2002, \$3,169,000 in 1997, up 16 percent.

### Government Payments, average per farm receiving payments

\$5,877 in 2002, \$5,144 in 1997, up 14 percent.



**2002 Census of Agriculture  
County Profile  
United States Department of Agriculture, Missouri Agricultural Statistics Service**

**Bates, Missouri**

**Ranked items among the 114 state counties and 3,078 U.S. counties, 2002**

Item	Quantity	State Rank	Universe <sup>1</sup>	U.S. Rank	Universe <sup>1</sup>
<b>MARKET VALUE OF AGRICULTURAL PRODUCTS SOLD (\$1,000)</b>					
Total value of agricultural products sold	57,326	29	114	1,003	3,075
Value of crops including nursery and greenhouse	26,400	22	114	961	3,070
Value of livestock, poultry, and their products	30,926	28	114	909	3,070
<b>VALUE OF SALES BY COMMODITY GROUP (\$1,000)</b>					
Grains, oilseeds, dry beans, and dry peas	22,899	19	112	614	2,871
Tobacco	-	-	20	-	560
Cotton and cottonseed	-	-	8	-	656
Vegetables, melons, potatoes, and sweet potatoes	248	19	104	1,268	2,747
Fruits, tree nuts, and berries	749	5	105	422	2,638
Nursery, greenhouse, floriculture, and sod	477	35	108	1,450	2,708
Cut Christmas trees and short rotation woody crops	-	-	61	-	1,774
Other crops and hay	2,026	17	114	629	3,046
Poultry and eggs	(D)	(D)	114	(D)	2,918
Cattle and calves	23,803	6	114	406	3,053
Milk and other dairy products from cows	2,573	31	109	911	2,493
Hogs and pigs	4,193	35	112	525	2,919
Sheep, goats, and their products	57	38	113	1,155	2,997
Horses, ponies, mules, burros, and donkeys	244	36	113	929	3,014
Aquaculture	(D)	(D)	46	(D)	1,520
Other animals and other animal products	38	34	107	1,249	2,727
<b>TOP LIVESTOCK INVENTORY ITEMS (number)</b>					
Cattle and calves	81,384	7	114	220	3,059
Hogs and pigs	11,090	48	112	685	2,926
Horses and ponies	2,034	19	114	466	3,065
Layers 20 weeks old and older	1,361	40	113	1,175	2,983
Sheep and lambs	1,217	17	109	836	2,867
<b>TOP CROP ITEMS (acres)</b>					
Soybeans	103,029	15	103	234	2,076
Forage - land used for all hay and haylage, grass silage, and greenchop	67,978	10	114	142	3,059
Corn for grain	38,242	29	107	588	2,592
All Wheat for grain	31,134	7	111	353	2,517
All Field and grass seed crops	8,545	15	108	36	1,293

**Other County Highlights**

Economic Characteristics	Quantity
Farms by value of sales	
Less than \$1,000	248
\$1,000 to \$2,499	113
\$2,500 to \$4,999	146
\$5,000 to \$9,999	179
\$10,000 to \$19,999	176
\$20,000 to \$24,999	74
\$25,000 to \$39,999	99
\$40,000 to \$49,999	28
\$50,000 to \$99,999	102
\$100,000 to \$249,999	78
\$250,000 to \$499,999	37
\$500,000 or more	13
Total farm production expenses (\$1,000)	51,738
Average per farm (\$)	40,107
Net cash farm income of operation (\$1,000)	7,830
Average per farm (\$)	6,070

Operator Characteristics	Quantity
Principal operators by primary occupation:	
Farming	794
Other	499
Principal operators by sex:	
Male	1,154
Female	139
Average age of principal operator (years)	55.1
All operators <sup>2</sup> by race:	
White	1,880
Black or African American	2
American Indian or Alaska Native	7
Native Hawaiian or Other Pacific Islander	-
Asian	-
More than one race	8
All operators <sup>2</sup> of Spanish, Hispanic, or Latino Origin	8

(D) Cannot be disclosed. (Z) Less than half of the unit shown. See "Census of Agriculture, Volume 1, Geographic Area Series" for complete footnotes.

<sup>1</sup> Universe is number of counties in state or U.S. with item.

<sup>2</sup> Data were collected for a maximum of three operators per farm.