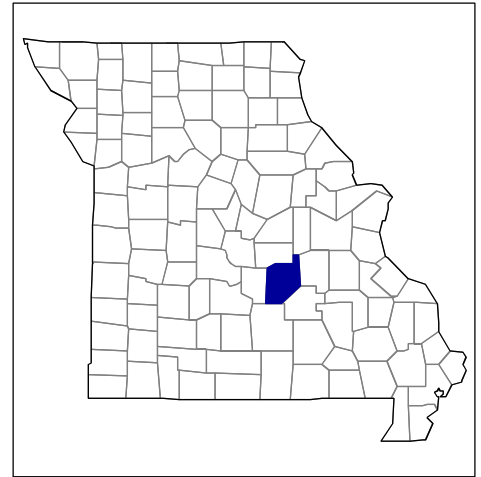




2002 Census of Agriculture County Profile

Phelps, Missouri



Number of farms

824 farms in 2002, 867 farms in 1997, down 5 percent.

Land in farms

201,067 acres in 2002, 212,236 acres in 1997, down 5 percent.

Average size of farm

244 acres in 2002, 245 acres in 1997, down slightly.

Market Value of Production

\$10,329,000 in 2002, \$9,423,000 in 1997, up 10 percent.

Crop sales accounted for \$1,372,000 of the total value in 2002.

Livestock sales accounted for \$8,956,000 of the total value in 2002.

Market Value of Production, average per farm

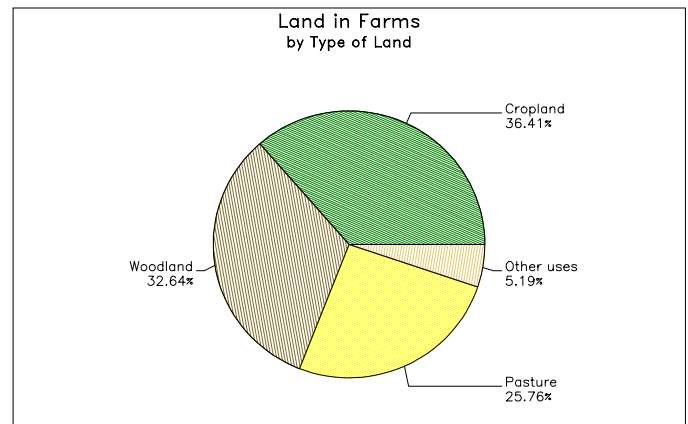
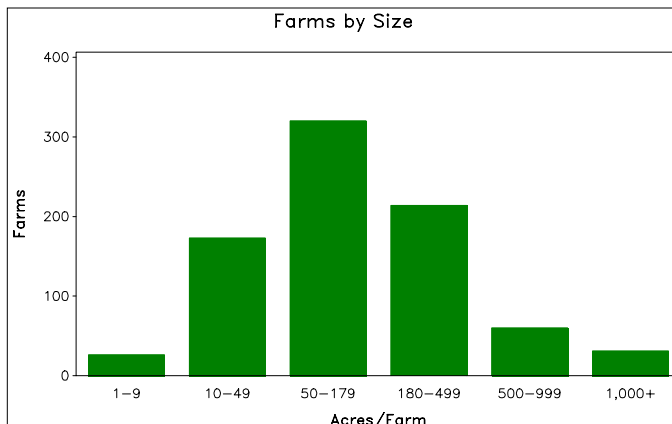
\$12,535 in 2002, \$10,869 in 1997, up 15 percent.

Government Payments

\$337,000 in 2002, \$254,000 in 1997, up 33 percent.

Government Payments, average per farm receiving payments

\$1,854 in 2002, \$3,386 in 1997, down 45 percent.



**2002 Census of Agriculture
County Profile
United States Department of Agriculture, Missouri Agricultural Statistics Service**

Phelps, Missouri

Ranked items among the 114 state counties and 3,078 U.S. counties, 2002

Item	Quantity	State Rank	Universe ¹	U.S. Rank	Universe ¹
MARKET VALUE OF AGRICULTURAL PRODUCTS SOLD (\$1,000)					
Total value of agricultural products sold	10,329	103	114	2,491	3,075
Value of crops including nursery and greenhouse	1,372	99	114	2,629	3,070
Value of livestock, poultry, and their products	8,956	88	114	1,962	3,070
VALUE OF SALES BY COMMODITY GROUP (\$1,000)					
Grains, oilseeds, dry beans, and dry peas	180	93	112	2,255	2,871
Tobacco	-	-	20	-	560
Cotton and cottonseed	-	-	8	-	656
Vegetables, melons, potatoes, and sweet potatoes	(D)	(D)	104	(D)	2,747
Fruits, tree nuts, and berries	211	24	105	871	2,638
Nursery, greenhouse, floriculture, and sod	146	63	108	1,948	2,708
Cut Christmas trees and short rotation woody crops	(D)	(D)	61	(D)	1,774
Other crops and hay	818	71	114	1,449	3,046
Poultry and eggs	(D)	(D)	114	(D)	2,918
Cattle and calves	6,880	82	114	1,264	3,053
Milk and other dairy products from cows	1,014	56	109	1,364	2,493
Hogs and pigs	91	90	112	1,483	2,919
Sheep, goats, and their products	180	5	113	480	2,997
Horses, ponies, mules, burros, and donkeys	604	8	113	287	3,014
Aquaculture	(D)	(D)	46	(D)	1,520
Other animals and other animal products	(D)	(D)	107	(D)	2,727
TOP LIVESTOCK INVENTORY ITEMS (number)					
Cattle and calves	30,017	64	114	1,060	3,059
Horses and ponies	1,767	23	114	578	3,065
All Goats	1,610	5	113	254	2,971
Layers 20 weeks old and older	1,099	51	113	1,325	2,983
Pheasants ³	(D)	(D)	57	(D)	1,541
TOP CROP ITEMS (acres)					
Forage - land used for all hay and haylage, grass silage, and greenchop	28,718	67	114	768	3,059
All Field and grass seed crops	836	54	108	168	1,293
Soybeans	(D)	93	103	(D)	2,076
Corn for grain	452	93	107	2,012	2,592
All Wheat for grain	304	95	111	1,936	2,517

Other County Highlights

Economic Characteristics	Quantity	Operator Characteristics	Quantity
Farms by value of sales		Principal operators by primary occupation:	
Less than \$1,000	174	Farming	418
\$1,000 to \$2,499	163	Other	406
\$2,500 to \$4,999	113	Principal operators by sex:	
\$5,000 to \$9,999	141	Male	728
\$10,000 to \$19,999	119	Female	96
\$20,000 to \$24,999	23	Average age of principal operator (years)	56.8
\$25,000 to \$39,999	36	All operators ² by race:	
\$40,000 to \$49,999	12	White	1,194
\$50,000 to \$99,999	26	Black or African American	-
\$100,000 to \$249,999	15	American Indian or Alaska Native	9
\$250,000 to \$499,999	2	Native Hawaiian or Other Pacific Islander	-
\$500,000 or more	-	Asian	3
Total farm production expenses (\$1,000)	14,909	More than one race	2
Average per farm (\$)	18,093	All operators ² of Spanish, Hispanic, or Latino Origin	11
Net cash farm income of operation (\$1,000)	-3,424		
Average per farm (\$)	-4,156		

(D) Cannot be disclosed. (Z) Less than half of the unit shown. See "Census of Agriculture, Volume 1, Geographic Area Series" for complete footnotes.

¹ Universe is number of counties in state or U.S. with item.

² Data were collected for a maximum of three operators per farm.

³ Items with a rank that cannot be disclosed are separated by a blank line, position in table does not indicate rank.