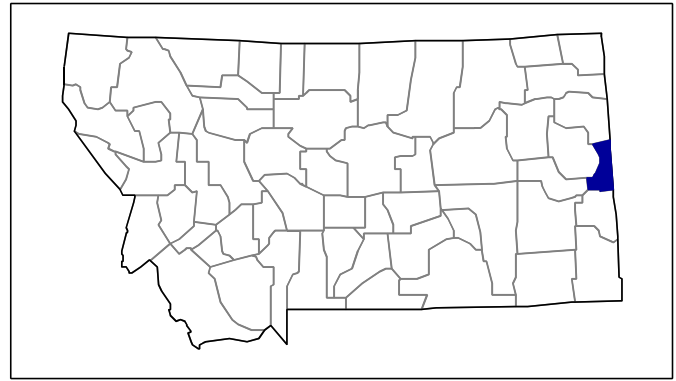




# 2002 Census of Agriculture County Profile



## Wibaux, Montana

### Number of farms

215 farms in 2002, 192 farms in 1997, up 12 percent.

### Land in farms

535,786 acres in 2002, 469,348 acres in 1997, up 14 percent.

### Average size of farm

2,492 acres in 2002, 2,445 acres in 1997, up 2 percent.

### Market Value of Production

\$12,361,000 in 2002, \$10,614,000 in 1997, up 16 percent.

Crop sales accounted for \$4,773,000 of the total value in 2002.

Livestock sales accounted for \$7,588,000 of the total value in 2002.

### Market Value of Production, average per farm

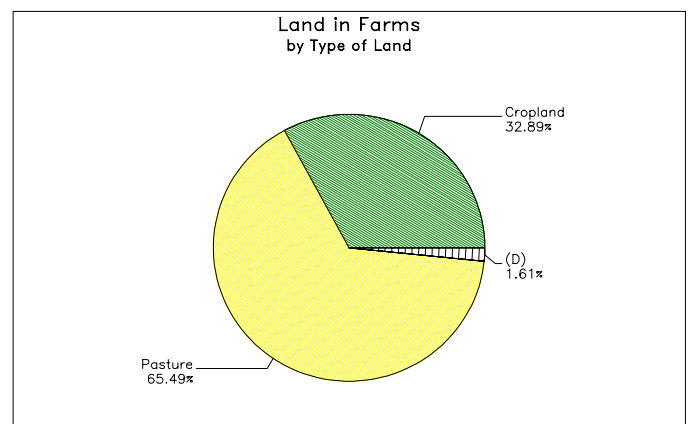
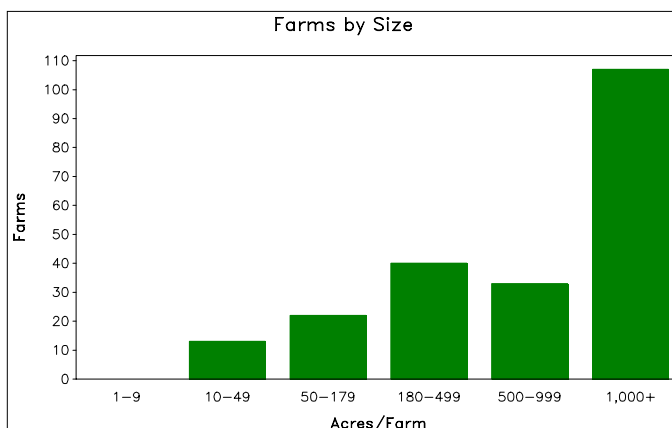
\$57,493 in 2002, \$55,282 in 1997, up 4 percent.

### Government Payments

\$1,931,000 in 2002, \$1,941,000 in 1997, down 1 percent.

### Government Payments, average per farm receiving payments

\$11,494 in 2002, \$12,686 in 1997, down 9 percent.



**2002 Census of Agriculture  
County Profile  
United States Department of Agriculture, Montana Agricultural Statistics Service**

**Wibaux, Montana**

**Ranked items among the 56 state counties and 3,078 U.S. counties, 2002**

Item	Quantity	State Rank	Universe <sup>1</sup>	U.S. Rank	Universe <sup>1</sup>
<b>MARKET VALUE OF AGRICULTURAL PRODUCTS SOLD (\$1,000)</b>					
Total value of agricultural products sold	12,361	47	56	2,391	3,075
Value of crops including nursery and greenhouse	4,773	37	56	2,099	3,070
Value of livestock, poultry, and their products	7,588	47	56	2,080	3,070
<b>VALUE OF SALES BY COMMODITY GROUP (\$1,000)</b>					
Grains, oilseeds, dry beans, and dry peas	(D)	(D)	55	(D)	2,871
Tobacco	-	-	-	-	560
Cotton and cottonseed	-	-	-	-	656
Vegetables, melons, potatoes, and sweet potatoes	(D)	(D)	41	(D)	2,747
Fruits, tree nuts, and berries	-	-	22	-	2,638
Nursery, greenhouse, floriculture, and sod	-	-	41	-	2,708
Cut Christmas trees and short rotation woody crops	-	-	8	-	1,774
Other crops and hay	(D)	(D)	56	(D)	3,046
Poultry and eggs	(D)	(D)	52	(D)	2,918
Cattle and calves	7,185	44	56	1,233	3,053
Milk and other dairy products from cows	(D)	(D)	46	(D)	2,493
Hogs and pigs	(D)	(D)	53	(D)	2,919
Sheep, goats, and their products	102	39	56	796	2,997
Horses, ponies, mules, burros, and donkeys	65	50	56	2,174	3,014
Aquaculture	-	-	14	-	1,520
Other animals and other animal products	(D)	(D)	52	(D)	2,727
<b>TOP LIVESTOCK INVENTORY ITEMS (number)</b>					
Cattle and calves	21,065	43	56	1,399	3,059
Sheep and lambs	1,388	40	56	758	2,867
Horses and ponies	535	46	56	2,080	3,065
Layers 20 weeks old and older	470	33	54	1,942	2,983
Hogs and pigs	326	32	52	1,813	2,926
<b>TOP CROP ITEMS (acres)</b>					
All Wheat for grain	44,723	24	54	270	2,517
Forage - land used for all hay and haylage, grass silage, and greenchop	33,290	37	56	637	3,059
Canola	2,549	6	22	47	165
Barley	1,768	42	55	220	1,246
Lentils	1,378	4	18	16	48

**Other County Highlights**

Economic Characteristics	Quantity	Operator Characteristics	Quantity
Farms by value of sales		Principal operators by primary occupation:	
Less than \$1,000	69	Farming	156
\$1,000 to \$2,499	1	Other	59
\$2,500 to \$4,999	10		
\$5,000 to \$9,999	14	Principal operators by sex:	
\$10,000 to \$19,999	13	Male	192
\$20,000 to \$24,999	8	Female	23
\$25,000 to \$39,999	16		
\$40,000 to \$49,999	10	Average age of principal operator (years)	55.9
\$50,000 to \$99,999	33		
\$100,000 to \$249,999	29	All operators <sup>2</sup> by race:	
\$250,000 to \$499,999	11	White	301
\$500,000 or more	1	Black or African American	-
Total farm production expenses (\$1,000)	11,665	American Indian or Alaska Native	3
Average per farm (\$)	54,766	Native Hawaiian or Other Pacific Islander	-
		Asian	-
Net cash farm income of operation (\$1,000)	2,588	More than one race	-
Average per farm (\$)	12,152	All operators <sup>2</sup> of Spanish, Hispanic, or Latino Origin	2

(D) Cannot be disclosed. (Z) Less than half of the unit shown. See "Census of Agriculture, Volume 1, Geographic Area Series" for complete footnotes.

<sup>1</sup> Universe is number of counties in state or U.S. with item.

<sup>2</sup> Data were collected for a maximum of three operators per farm.