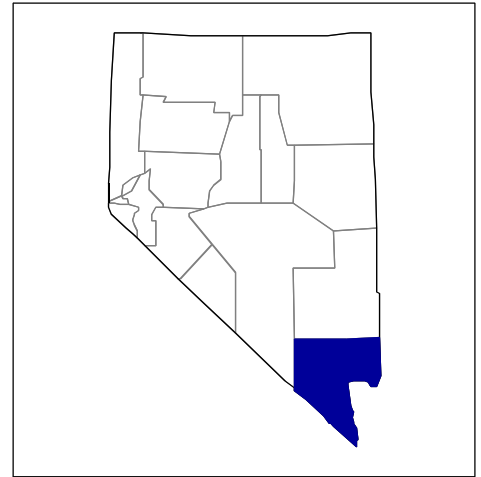




# 2002 Census of Agriculture County Profile

## Clark, Nevada



### Number of farms

253 farms in 2002, 267 farms in 1997, down 5 percent.

### Land in farms

68,925 acres in 2002, 72,969 acres in 1997, down 6 percent.

### Average size of farm

272 acres in 2002, 273 acres in 1997, down slightly.

### Market Value of Production

\$17,003,000 in 2002, \$19,150,000 in 1997, down 11 percent.

Crop sales accounted for \$6,626,000 of the total value in 2002.

Livestock sales accounted for \$10,378,000 of the total value in 2002.

### Market Value of Production, average per farm

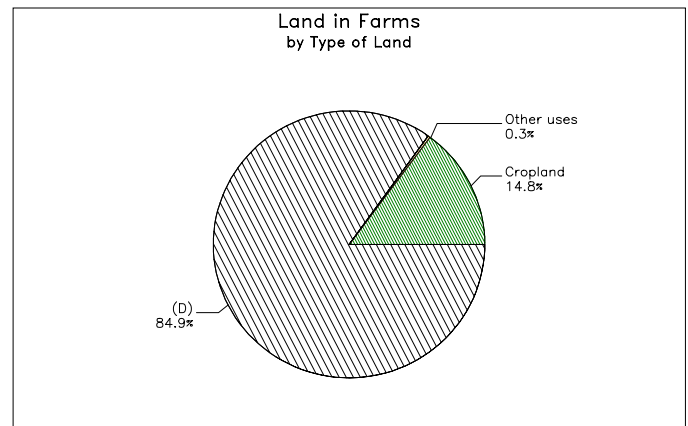
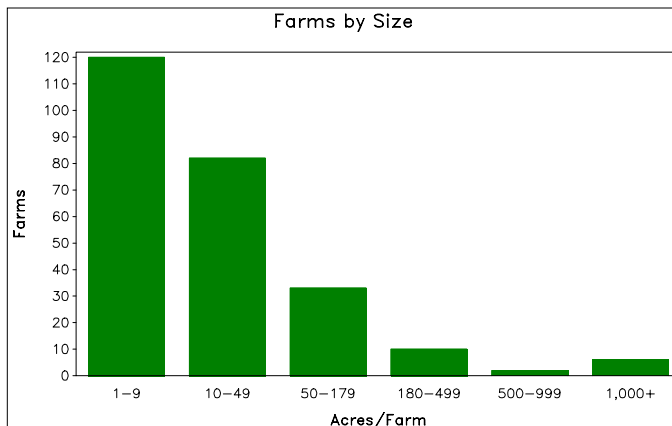
\$67,207 in 2002, \$71,722 in 1997, down 6 percent.

### Government Payments

\$34,000 in 2002, \$82,000 in 1997, down 59 percent.

### Government Payments, average per farm receiving payments

\$2,632 in 2002, \$2,915 in 1997, down 10 percent.



**2002 Census of Agriculture  
County Profile  
United States Department of Agriculture, Nevada Agricultural Statistics Service**

**Clark, Nevada**

**Ranked items among the 17 state counties and 3,078 U.S. counties, 2002**

Item	Quantity	State Rank	Universe <sup>1</sup>	U.S. Rank	Universe <sup>1</sup>
<b>MARKET VALUE OF AGRICULTURAL PRODUCTS SOLD (\$1,000)</b>					
Total value of agricultural products sold	17,003	10	17	2,206	3,075
Value of crops including nursery and greenhouse	6,626	9	16	1,920	3,070
Value of livestock, poultry, and their products	10,378	8	17	1,853	3,070
<b>VALUE OF SALES BY COMMODITY GROUP (\$1,000)</b>					
Grains, oilseeds, dry beans, and dry peas	(D)	(D)	12	(D)	2,871
Tobacco	-	-	-	-	560
Cotton and cottonseed	-	-	-	-	656
Vegetables, melons, potatoes, and sweet potatoes	321	5	10	1,156	2,747
Fruits, tree nuts, and berries	(D)	(D)	9	(D)	2,638
Nursery, greenhouse, floriculture, and sod	4,648	1	11	482	2,708
Cut Christmas trees and short rotation woody crops	-	-	2	-	1,774
Other crops and hay	(D)	(D)	16	(D)	3,046
Poultry and eggs	(D)	(D)	13	(D)	2,918
Cattle and calves	(D)	(D)	16	(D)	3,053
Milk and other dairy products from cows	(D)	(D)	9	(D)	2,493
Hogs and pigs	(D)	(D)	11	(D)	2,919
Sheep, goats, and their products	59	10	15	1,145	2,997
Horses, ponies, mules, burros, and donkeys	230	6	17	982	3,014
Aquaculture	(Z)	5	9	1,404	1,520
Other animals and other animal products	16	2	12	1,637	2,727
<b>TOP LIVESTOCK INVENTORY ITEMS (number)</b>					
Cattle and calves	(D)	13	17	(D)	3,059
Hogs and pigs	(D)	1	12	(D)	2,926
Horses and ponies	1,156	5	17	1,078	3,065
Layers 20 weeks old and older	822	2	14	1,537	2,983
Sheep and lambs	631	11	14	1,293	2,867
<b>TOP CROP ITEMS (acres)</b>					
Forage - land used for all hay and haylage, grass silage, and greenchop	5,227	15	16	2,286	3,059
Sorghum for silage	(D)	1	4	(D)	1,387
All Vegetables harvested	62	6	10	1,482	2,710
Peaches	35	1	6	347	1,773
Tomatoes	33	1	8	262	2,209

**Other County Highlights**

Economic Characteristics	Quantity	Operator Characteristics	Quantity
Farms by value of sales		Principal operators by primary occupation:	
Less than \$1,000	98	Farming	108
\$1,000 to \$2,499	47	Other	145
\$2,500 to \$4,999	38		
\$5,000 to \$9,999	21	Principal operators by sex:	
\$10,000 to \$19,999	18	Male	206
\$20,000 to \$24,999	6	Female	47
\$25,000 to \$39,999	2		
\$40,000 to \$49,999	2	Average age of principal operator (years)	54.9
\$50,000 to \$99,999	5		
\$100,000 to \$249,999	7	All operators <sup>2</sup> by race:	
\$250,000 to \$499,999	2	White	390
\$500,000 or more	7	Black or African American	10
Total farm production expenses (\$1,000)	17,364	American Indian or Alaska Native	9
Average per farm (\$)	67,826	Native Hawaiian or Other Pacific Islander	-
		Asian	1
Net cash farm income of operation (\$1,000)	-270	More than one race	-
Average per farm (\$)	-1,054	All operators <sup>2</sup> of Spanish, Hispanic, or Latino Origin	19

(D) Cannot be disclosed. (Z) Less than half of the unit shown. See "Census of Agriculture, Volume 1, Geographic Area Series" for complete footnotes.

<sup>1</sup> Universe is number of counties in state or U.S. with item.

<sup>2</sup> Data were collected for a maximum of three operators per farm.