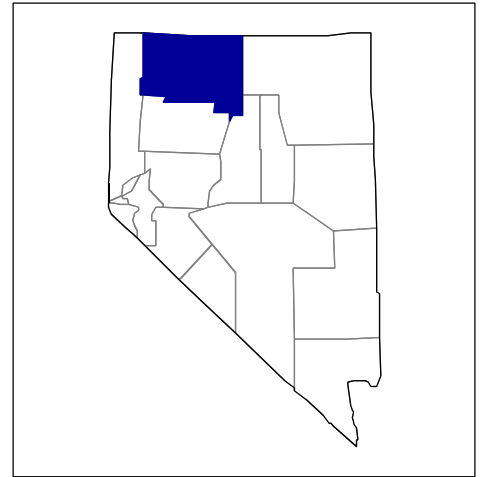




# 2002 Census of Agriculture County Profile

## Humboldt, Nevada



### Number of farms

233 farms in 2002, 237 farms in 1997, down 2 percent.

### Land in farms

761,109 acres in 2002, 733,025 acres in 1997, up 4 percent.

### Average size of farm

3,267 acres in 2002, 3,093 acres in 1997, up 6 percent.

### Market Value of Production

\$54,949,000 in 2002, \$57,646,000 in 1997, down 5 percent.

Crop sales accounted for \$37,599,000 of the total value in 2002.

Livestock sales accounted for \$17,350,000 of the total value in 2002.

### Market Value of Production, average per farm

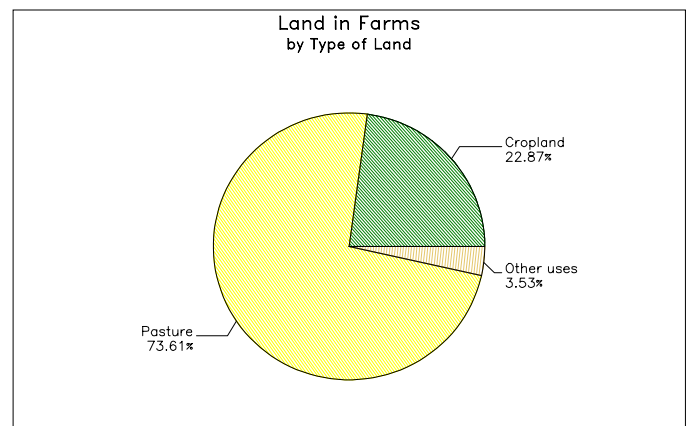
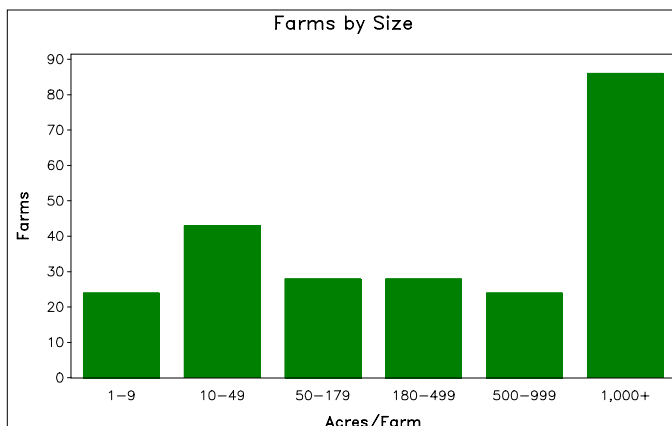
\$235,832 in 2002, \$243,232 in 1997, down 3 percent.

### Government Payments

\$707,000 in 2002, \$340,000 in 1997, up 108 percent.

### Government Payments, average per farm receiving payments

\$10,396 in 2002, \$6,799 in 1997, up 53 percent.



**2002 Census of Agriculture  
County Profile  
United States Department of Agriculture, Nevada Agricultural Statistics Service**

**Humboldt, Nevada**

**Ranked items among the 17 state counties and 3,078 U.S. counties, 2002**

Item	Quantity	State Rank	Universe <sup>1</sup>	U.S. Rank	Universe <sup>1</sup>
<b>MARKET VALUE OF AGRICULTURAL PRODUCTS SOLD (\$1,000)</b>					
Total value of agricultural products sold	54,949	3	17	1,047	3,075
Value of crops including nursery and greenhouse	37,599	1	16	687	3,070
Value of livestock, poultry, and their products	17,350	6	17	1,416	3,070
<b>VALUE OF SALES BY COMMODITY GROUP (\$1,000)</b>					
Grains, oilseeds, dry beans, and dry peas	(D)	(D)	12	(D)	2,871
Tobacco	-	-	-	-	560
Cotton and cottonseed	-	-	-	-	656
Vegetables, melons, potatoes, and sweet potatoes	12,113	2	10	144	2,747
Fruits, tree nuts, and berries	(D)	(D)	9	(D)	2,638
Nursery, greenhouse, floriculture, and sod	(D)	(D)	11	(D)	2,708
Cut Christmas trees and short rotation woody crops	-	-	2	-	1,774
Other crops and hay	24,048	1	16	63	3,046
Poultry and eggs	(D)	(D)	13	(D)	2,918
Cattle and calves	16,346	5	16	646	3,053
Milk and other dairy products from cows	87	8	9	2,164	2,493
Hogs and pigs	10	7	11	2,329	2,919
Sheep, goats, and their products	772	4	15	123	2,997
Horses, ponies, mules, burros, and donkeys	(D)	(D)	17	(D)	3,014
Aquaculture	(D)	(D)	9	(D)	1,520
Other animals and other animal products	1	10	12	2,407	2,727
<b>TOP LIVESTOCK INVENTORY ITEMS (number)</b>					
Cattle and calves	54,327	2	17	496	3,059
Sheep and lambs	8,792	4	14	133	2,867
Horses and ponies	1,306	4	17	939	3,065
Layers 20 weeks old and older	514	5	14	1,882	2,983
Pheasants <sup>3</sup>	(D)	(D)	7	(D)	1,541
<b>TOP CROP ITEMS (acres)</b>					
Forage - land used for all hay and haylage, grass silage, and greenchop	91,784	2	16	54	3,059
Potatoes	(D)	1	6	(D)	1,551
All Field and grass seed crops	5,512	1	3	54	1,293
All Wheat for grain	(D)	1	8	(D)	2,517
Mint for oil	1,971	1	1	16	87

**Other County Highlights**

Economic Characteristics	Quantity	Operator Characteristics	Quantity
Farms by value of sales		Principal operators by primary occupation:	
Less than \$1,000	41	Farming	164
\$1,000 to \$2,499	19	Other	69
\$2,500 to \$4,999	9	Principal operators by sex:	
\$5,000 to \$9,999	17	Male	204
\$10,000 to \$19,999	16	Female	29
\$20,000 to \$24,999	5	Average age of principal operator (years)	54.1
\$25,000 to \$39,999	9	All operators <sup>2</sup> by race:	
\$40,000 to \$49,999	5	White	360
\$50,000 to \$99,999	17	Black or African American	2
\$100,000 to \$249,999	37	American Indian or Alaska Native	18
\$250,000 to \$499,999	34	Native Hawaiian or Other Pacific Islander	-
\$500,000 or more	24	Asian	-
Total farm production expenses (\$1,000)	48,573	More than one race	2
Average per farm (\$)	209,367	All operators <sup>2</sup> of Spanish, Hispanic, or Latino Origin	15
Net cash farm income of operation (\$1,000)	9,165		
Average per farm (\$)	39,505		

(D) Cannot be disclosed. (Z) Less than half of the unit shown. See "Census of Agriculture, Volume 1, Geographic Area Series" for complete footnotes.

<sup>1</sup> Universe is number of counties in state or U.S. with item.

<sup>2</sup> Data were collected for a maximum of three operators per farm.

<sup>3</sup> Items with a rank that cannot be disclosed are separated by a blank line, position in table does not indicate rank.