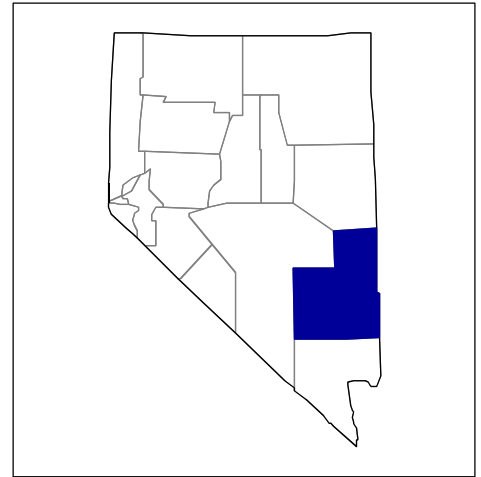


# 2002 Census of Agriculture County Profile

## Lincoln, Nevada



### Number of farms

109 farms in 2002, 132 farms in 1997, down 17 percent.

### Land in farms

(D) acres in 2002, 48,944 acres in 1997.

### Average size of farm

(D) acres in 2002, 371 acres in 1997.

### Market Value of Production

\$11,451,000 in 2002, \$7,390,000 in 1997, up 55 percent.

Crop sales accounted for \$7,096,000 of the total value in 2002.

Livestock sales accounted for \$4,355,000 of the total value in 2002.

### Market Value of Production, average per farm

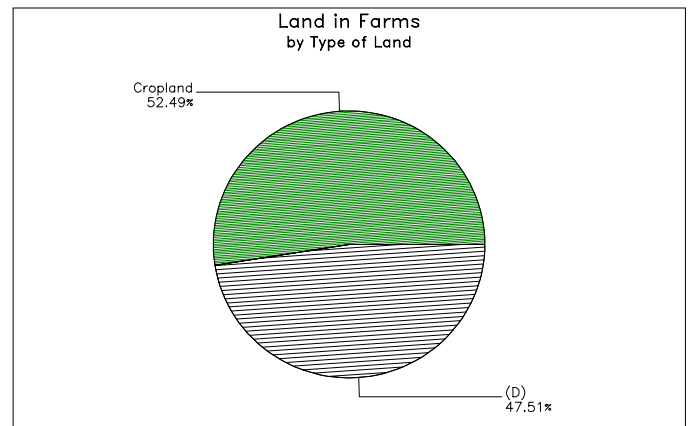
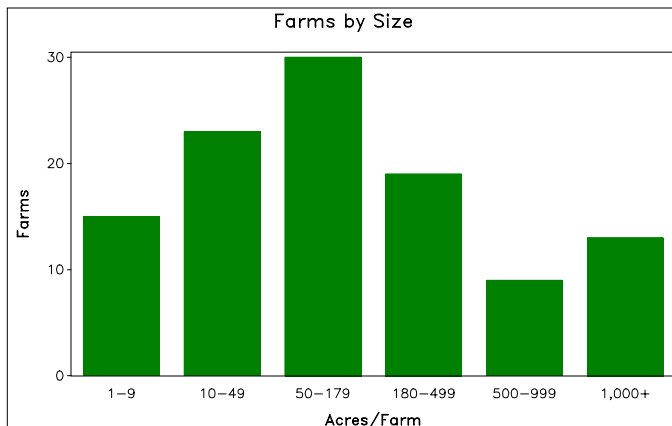
\$105,051 in 2002, \$55,988 in 1997, up 88 percent.

### Government Payments

\$31,000 in 2002, \$26,000 in 1997, up 19 percent.

### Government Payments, average per farm receiving payments

\$3,137 in 2002, \$3,765 in 1997, down 17 percent.



**2002 Census of Agriculture  
County Profile  
United States Department of Agriculture, Nevada Agricultural Statistics Service**

**Lincoln, Nevada**

**Ranked items among the 17 state counties and 3,078 U.S. counties, 2002**

Item	Quantity	State Rank	Universe <sup>1</sup>	U.S. Rank	Universe <sup>1</sup>
<b>MARKET VALUE OF AGRICULTURAL PRODUCTS SOLD (\$1,000)</b>					
Total value of agricultural products sold	11,451	12	17	2,440	3,075
Value of crops including nursery and greenhouse	7,096	8	16	1,873	3,070
Value of livestock, poultry, and their products	4,355	12	17	2,404	3,070
<b>VALUE OF SALES BY COMMODITY GROUP (\$1,000)</b>					
Grains, oilseeds, dry beans, and dry peas	(D)	(D)	12	(D)	2,871
Tobacco	-	-	-	-	560
Cotton and cottonseed	-	-	-	-	656
Vegetables, melons, potatoes, and sweet potatoes	-	-	10	-	2,747
Fruits, tree nuts, and berries	(D)	(D)	9	(D)	2,638
Nursery, greenhouse, floriculture, and sod	(D)	(D)	11	(D)	2,708
Cut Christmas trees and short rotation woody crops	-	-	2	-	1,774
Other crops and hay	7,045	7	16	192	3,046
Poultry and eggs	(Z)	13	13	2,803	2,918
Cattle and calves	4,337	10	16	1,634	3,053
Milk and other dairy products from cows	-	-	9	-	2,493
Hogs and pigs	-	-	11	-	2,919
Sheep, goats, and their products	(D)	(D)	15	(D)	2,997
Horses, ponies, mules, burros, and donkeys	(D)	(D)	17	(D)	3,014
Aquaculture	-	-	9	-	1,520
Other animals and other animal products	-	-	12	-	2,727
<b>TOP LIVESTOCK INVENTORY ITEMS (number)</b>					
Cattle and calves	13,703	12	17	1,807	3,059
Horses and ponies	313	13	17	2,593	3,065
Sheep and lambs	99	13	14	2,279	2,867
Layers 20 weeks old and older	95	12	14	2,731	2,983
All Goats	39	13	14	2,626	2,971
<b>TOP CROP ITEMS (acres)</b>					
Forage - land used for all hay and haylage, grass silage, and greenchop	16,076	11	16	1,305	3,059
Pecans	(D)	1	4	(D)	1,194
Corn for silage <sup>3</sup>	(D)	(D)	7	(D)	2,307
Oats <sup>3</sup>	(D)	(D)	10	(D)	2,215
Apples <sup>3</sup>	(D)	(D)	10	(D)	2,173

**Other County Highlights**

Economic Characteristics	Quantity	Operator Characteristics	Quantity
Farms by value of sales		Principal operators by primary occupation:	
Less than \$1,000	(D)	Farming	67
\$1,000 to \$2,499	19	Other	42
\$2,500 to \$4,999	10	Principal operators by sex:	
\$5,000 to \$9,999	9	Male	104
\$10,000 to \$19,999	9	Female	5
\$20,000 to \$24,999	5	Average age of principal operator (years)	56.2
\$25,000 to \$39,999	9	All operators <sup>2</sup> by race:	
\$40,000 to \$49,999	6	White	170
\$50,000 to \$99,999	5	Black or African American	-
\$100,000 to \$249,999	11	American Indian or Alaska Native	-
\$250,000 to \$499,999	3	Native Hawaiian or Other Pacific Islander	-
\$500,000 or more	5	Asian	-
Total farm production expenses (\$1,000)	7,276	More than one race	1
Average per farm (\$)	67,366	All operators <sup>2</sup> of Spanish, Hispanic, or Latino Origin	2
Net cash farm income of operation (\$1,000)	3,945		
Average per farm (\$)	36,528		

(D) Cannot be disclosed. (Z) Less than half of the unit shown. See "Census of Agriculture, Volume 1, Geographic Area Series" for complete footnotes.

<sup>1</sup> Universe is number of counties in state or U.S. with item.

<sup>2</sup> Data were collected for a maximum of three operators per farm.

<sup>3</sup> Items with a rank that cannot be disclosed are separated by a blank line, position in table does not indicate rank.