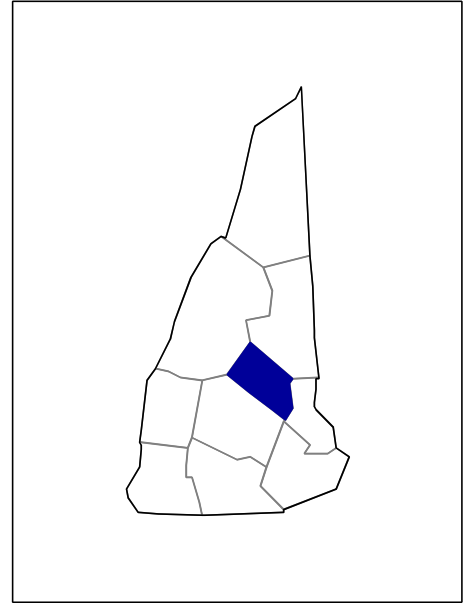


2002 Census of Agriculture County Profile

Belknap, New Hampshire



Number of farms

231 farms in 2002, 260 farms in 1997, down 11 percent.

Land in farms

23,430 acres in 2002, 24,188 acres in 1997, down 3 percent.

Average size of farm

101 acres in 2002, 93 acres in 1997, up 9 percent.

Market Value of Production

\$4,883,000 in 2002, \$3,890,000 in 1997, up 26 percent.

Crop sales accounted for \$3,185,000 of the total value in 2002.

Livestock sales accounted for \$1,698,000 of the total value in 2002.

Market Value of Production, average per farm

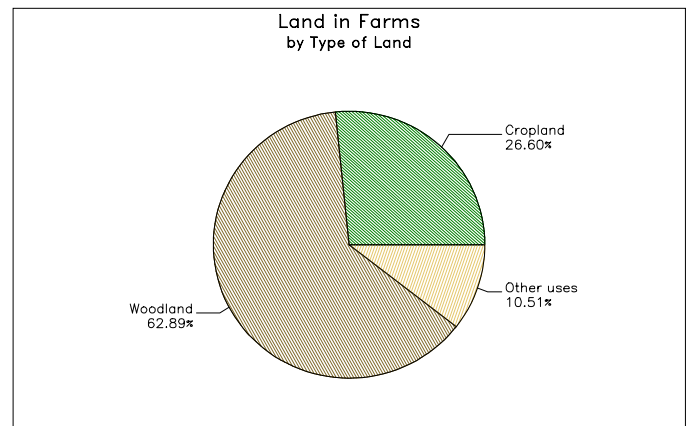
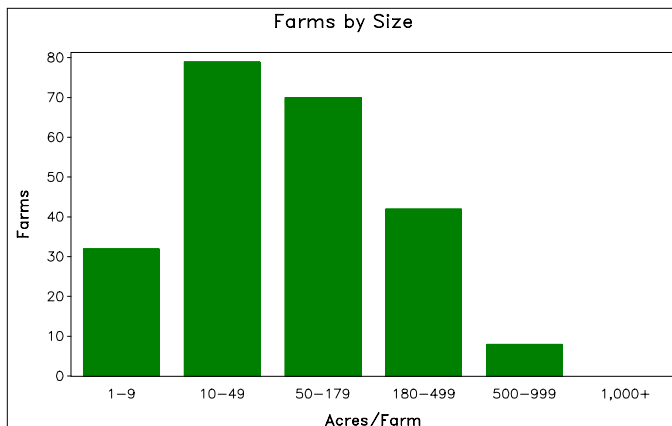
\$21,140 in 2002, \$14,962 in 1997, up 41 percent.

Government Payments

\$64,000 in 2002, \$117,000 in 1997, down 45 percent.

Government Payments, average per farm receiving payments

\$4,594 in 2002, \$5,579 in 1997, down 18 percent.



**2002 Census of Agriculture
County Profile
United States Department of Agriculture, New England Agricultural Statistics Service**

Belknap, New Hampshire

Ranked items among the 10 state counties and 3,078 U.S. counties, 2002

Item	Quantity	State Rank	Universe ¹	U.S. Rank	Universe ¹
MARKET VALUE OF AGRICULTURAL PRODUCTS SOLD (\$1,000)					
Total value of agricultural products sold	4,883	9	10	2,775	3,075
Value of crops including nursery and greenhouse	3,185	8	10	2,315	3,070
Value of livestock, poultry, and their products	1,698	9	10	2,764	3,070
VALUE OF SALES BY COMMODITY GROUP (\$1,000)					
Grains, oilseeds, dry beans, and dry peas	-	-	8	-	2,871
Tobacco	-	-	-	-	560
Cotton and cottonseed	-	-	-	-	656
Vegetables, melons, potatoes, and sweet potatoes	582	4	10	951	2,747
Fruits, tree nuts, and berries	235	8	10	823	2,638
Nursery, greenhouse, floriculture, and sod	1,967	5	10	810	2,708
Cut Christmas trees and short rotation woody crops	72	8	10	529	1,774
Other crops and hay	329	9	10	2,240	3,046
Poultry and eggs	(D)	(D)	10	(D)	2,918
Cattle and calves	269	9	10	2,870	3,053
Milk and other dairy products from cows	1,086	9	10	1,328	2,493
Hogs and pigs	26	3	10	1,949	2,919
Sheep, goats, and their products	47	8	10	1,310	2,997
Horses, ponies, mules, burros, and donkeys	83	5	10	1,939	3,014
Aquaculture	(D)	(D)	9	(D)	1,520
Other animals and other animal products	(D)	(D)	10	(D)	2,727
TOP LIVESTOCK INVENTORY ITEMS (number)					
Layers 20 weeks old and older	1,601	9	10	1,093	2,983
Cattle and calves	1,501	9	10	2,861	3,059
Turkeys	(D)	1	9	(D)	2,328
Colonies of bees	(D)	1	10	(D)	2,392
Broilers and other meat-type chickens ³	(D)	(D)	9	(D)	2,599
TOP CROP ITEMS (acres)					
Forage - land used for all hay and haylage, grass silage, and greenchop	3,376	9	10	2,534	3,059
Corn for silage	324	10	10	1,582	2,307
Cut Christmas trees	147	6	10	481	1,877
All Vegetables harvested	133	9	10	1,127	2,710
Sweet corn	90	8	10	521	2,279

Other County Highlights

Economic Characteristics	Quantity	Operator Characteristics	Quantity
Farms by value of sales		Principal operators by primary occupation:	
Less than \$1,000	95	Farming	101
\$1,000 to \$2,499	39	Other	130
\$2,500 to \$4,999	37	Principal operators by sex:	
\$5,000 to \$9,999	16	Male	181
\$10,000 to \$19,999	15	Female	50
\$20,000 to \$24,999	2	Average age of principal operator (years)	52.8
\$25,000 to \$39,999	6	All operators ² by race:	
\$40,000 to \$49,999	2	White	370
\$50,000 to \$99,999	7	Black or African American	-
\$100,000 to \$249,999	5	American Indian or Alaska Native	1
\$250,000 to \$499,999	6	Native Hawaiian or Other Pacific Islander	-
\$500,000 or more	1	Asian	-
Total farm production expenses (\$1,000)	6,415	More than one race	2
Average per farm (\$)	27,651	All operators ² of Spanish, Hispanic, or Latino Origin	-
Net cash farm income of operation (\$1,000)	-627		
Average per farm (\$)	-2,704		

(D) Cannot be disclosed. (Z) Less than half of the unit shown. See "Census of Agriculture, Volume 1, Geographic Area Series" for complete footnotes.

¹ Universe is number of counties in state or U.S. with item.

² Data were collected for a maximum of three operators per farm.

³ Items with a rank that cannot be disclosed are separated by a blank line, position in table does not indicate rank.