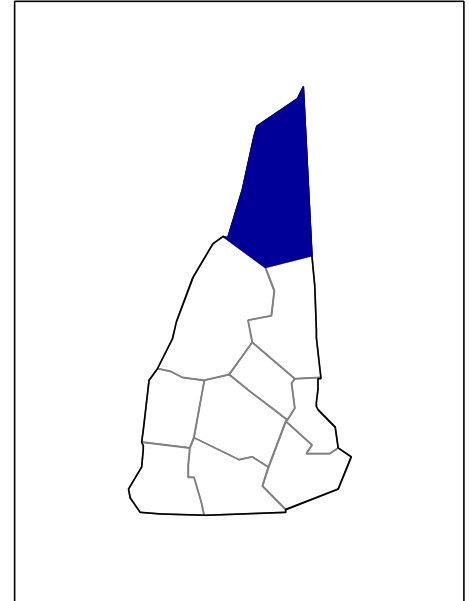


2002 Census of Agriculture County Profile

Coos, New Hampshire



Number of farms

208 farms in 2002, 240 farms in 1997, down 13 percent.

Land in farms

44,087 acres in 2002, 46,615 acres in 1997, down 5 percent.

Average size of farm

212 acres in 2002, 194 acres in 1997, up 9 percent.

Market Value of Production

\$9,017,000 in 2002, \$8,188,000 in 1997, up 10 percent.

Crop sales accounted for \$1,691,000 of the total value in 2002.

Livestock sales accounted for \$7,326,000 of the total value in 2002.

Market Value of Production, average per farm

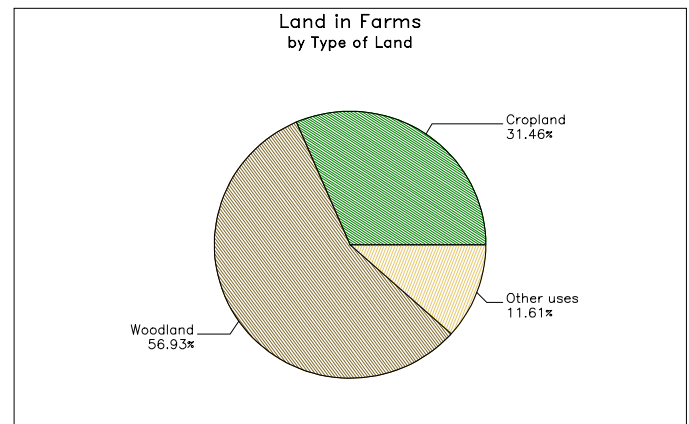
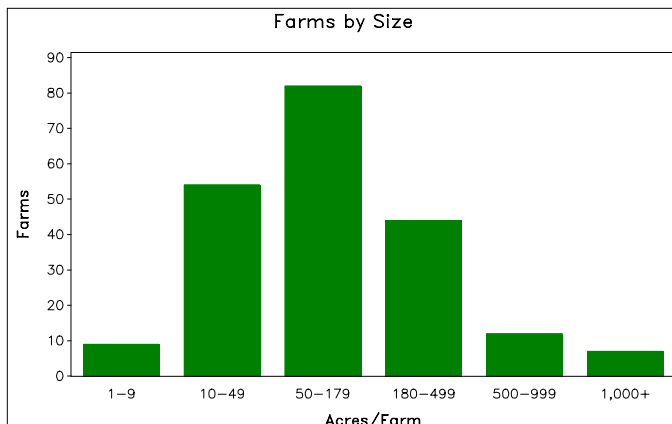
\$43,351 in 2002, \$34,116 in 1997, up 27 percent.

Government Payments

\$386,000 in 2002, \$72,000 in 1997, up 436 percent.

Government Payments, average per farm receiving payments

\$10,424 in 2002, \$5,178 in 1997, up 101 percent.



**2002 Census of Agriculture
County Profile
United States Department of Agriculture, New England Agricultural Statistics Service**

Coos, New Hampshire

Ranked items among the 10 state counties and 3,078 U.S. counties, 2002

Item	Quantity	State Rank	Universe ¹	U.S. Rank	Universe ¹
MARKET VALUE OF AGRICULTURAL PRODUCTS SOLD (\$1,000)					
Total value of agricultural products sold	9,017	8	10	2,552	3,075
Value of crops including nursery and greenhouse	1,691	10	10	2,562	3,070
Value of livestock, poultry, and their products	7,326	4	10	2,106	3,070
VALUE OF SALES BY COMMODITY GROUP (\$1,000)					
Grains, oilseeds, dry beans, and dry peas	-	-	8	-	2,871
Tobacco	-	-	-	-	560
Cotton and cottonseed	-	-	-	-	656
Vegetables, melons, potatoes, and sweet potatoes	192	10	10	1,391	2,747
Fruits, tree nuts, and berries	(D)	(D)	10	(D)	2,638
Nursery, greenhouse, floriculture, and sod	437	10	10	1,485	2,708
Cut Christmas trees and short rotation woody crops	(D)	(D)	10	(D)	1,774
Other crops and hay	570	8	10	1,788	3,046
Poultry and eggs	7	10	10	2,099	2,918
Cattle and calves	(D)	(D)	10	(D)	3,053
Milk and other dairy products from cows	5,724	5	10	563	2,493
Hogs and pigs	3	10	10	2,643	2,919
Sheep, goats, and their products	27	9	10	1,707	2,997
Horses, ponies, mules, burros, and donkeys	20	10	10	2,773	3,014
Aquaculture	(D)	(D)	9	(D)	1,520
Other animals and other animal products	21	8	10	1,510	2,727
TOP LIVESTOCK INVENTORY ITEMS (number)					
Cattle and calves	4,988	5	10	2,525	3,059
Layers 20 weeks old and older	453	10	10	1,979	2,983
Sheep and lambs	314	10	10	1,728	2,867
Horses and ponies	231	10	10	2,755	3,065
All Goats	169	6	10	1,954	2,971
TOP CROP ITEMS (acres)					
Forage - land used for all hay and haylage, grass silage, and greenchop	8,200	3	10	1,950	3,059
Corn for silage	1,733	5	10	831	2,307
Cut Christmas trees	718	2	10	128	1,877
All Vegetables harvested	49	10	10	1,593	2,710
Apples ³	(D)	(D)	10	(D)	2,173

Other County Highlights

Economic Characteristics	Quantity	Operator Characteristics	Quantity
Farms by value of sales		Principal operators by primary occupation:	
Less than \$1,000	(D)	Farming	97
\$1,000 to \$2,499	48	Other	111
\$2,500 to \$4,999	21	Principal operators by sex:	
\$5,000 to \$9,999	17	Male	184
\$10,000 to \$19,999	15	Female	24
\$20,000 to \$24,999	2	Average age of principal operator (years)	53.5
\$25,000 to \$39,999	9	All operators ² by race:	
\$40,000 to \$49,999	-	White	310
\$50,000 to \$99,999	11	Black or African American	-
\$100,000 to \$249,999	13	American Indian or Alaska Native	12
\$250,000 to \$499,999	3	Native Hawaiian or Other Pacific Islander	-
\$500,000 or more	3	Asian	-
Total farm production expenses (\$1,000)	8,079	More than one race	3
Average per farm (\$)	38,839	All operators ² of Spanish, Hispanic, or Latino Origin	12
Net cash farm income of operation (\$1,000)	1,639		
Average per farm (\$)	7,878		

(D) Cannot be disclosed. (Z) Less than half of the unit shown. See "Census of Agriculture, Volume 1, Geographic Area Series" for complete footnotes.

¹ Universe is number of counties in state or U.S. with item.

² Data were collected for a maximum of three operators per farm.

³ Items with a rank that cannot be disclosed are separated by a blank line, position in table does not indicate rank.