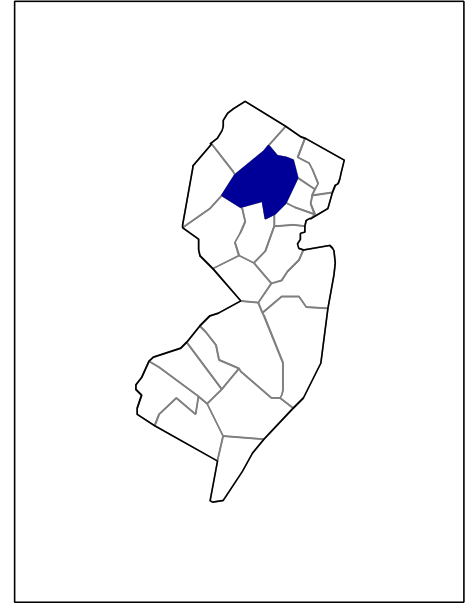


# 2002 Census of Agriculture County Profile

## Morris, New Jersey



### Number of farms

407 farms in 2002, 427 farms in 1997, down 5 percent.

### Land in farms

17,233 acres in 2002, 23,623 acres in 1997, down 27 percent.

### Average size of farm

42 acres in 2002, 55 acres in 1997, down 24 percent.

### Market Value of Production

\$41,879,000 in 2002, \$30,361,000 in 1997, up 38 percent.

Crop sales accounted for \$40,842,000 of the total value in 2002.

Livestock sales accounted for \$1,037,000 of the total value in 2002.

### Market Value of Production, average per farm

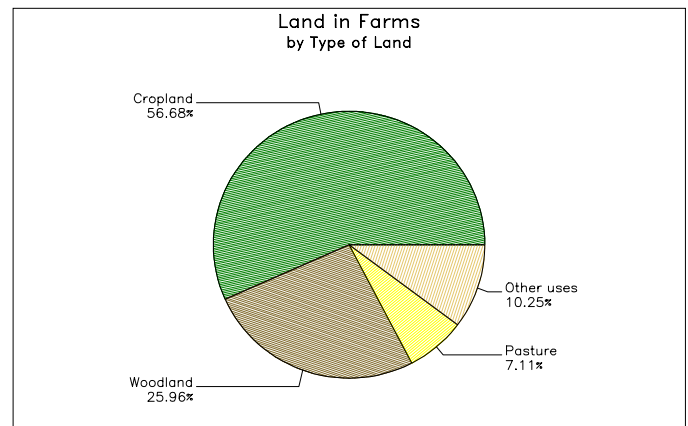
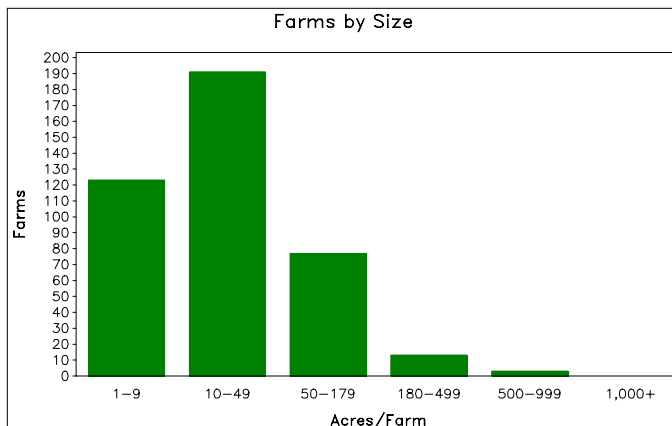
\$102,897 in 2002, \$71,103 in 1997, up 45 percent.

### Government Payments

\$53,000 in 2002, \$78,000 in 1997, down 32 percent.

### Government Payments, average per farm receiving payments

\$5,904 in 2002, \$4,578 in 1997, up 29 percent.



**2002 Census of Agriculture  
County Profile  
United States Department of Agriculture, New Jersey Agricultural Statistics Service**

**Morris, New Jersey**

**Ranked items among the 21 state counties and 3,078 U.S. counties, 2002**

Item	Quantity	State Rank	Universe <sup>1</sup>	U.S. Rank	Universe <sup>1</sup>
<b>MARKET VALUE OF AGRICULTURAL PRODUCTS SOLD (\$1,000)</b>					
Total value of agricultural products sold	41,879	8	20	1,371	3,075
Value of crops including nursery and greenhouse	40,842	7	20	616	3,070
Value of livestock, poultry, and their products	1,037	13	20	2,864	3,070
<b>VALUE OF SALES BY COMMODITY GROUP (\$1,000)</b>					
Grains, oilseeds, dry beans, and dry peas	247	12	16	2,182	2,871
Tobacco	-	-	-	-	560
Cotton and cottonseed	-	-	-	-	656
Vegetables, melons, potatoes, and sweet potatoes	1,642	13	20	595	2,747
Fruits, tree nuts, and berries	622	11	20	469	2,638
Nursery, greenhouse, floriculture, and sod	37,868	4	20	79	2,708
Cut Christmas trees and short rotation woody crops	75	11	18	510	1,774
Other crops and hay	387	8	18	2,103	3,046
Poultry and eggs	131	10	20	1,262	2,918
Cattle and calves	127	10	19	2,951	3,053
Milk and other dairy products from cows	(D)	(D)	11	(D)	2,493
Hogs and pigs	10	15	18	2,326	2,919
Sheep, goats, and their products	(D)	(D)	18	(D)	2,997
Horses, ponies, mules, burros, and donkeys	535	6	20	347	3,014
Aquaculture	-	-	14	-	1,520
Other animals and other animal products	(D)	(D)	20	(D)	2,727
<b>TOP LIVESTOCK INVENTORY ITEMS (number)</b>					
Layers 20 weeks old and older	2,198	9	19	968	2,983
Horses and ponies	1,264	8	20	969	3,065
Pheasants	900	11	14	311	1,541
Sheep and lambs	550	10	18	1,392	2,867
Turkeys <sup>3</sup>	(D)	(D)	18	(D)	2,328
<b>TOP CROP ITEMS (acres)</b>					
Forage - land used for all hay and haylage, grass silage, and greenchop	3,770	10	19	2,466	3,059
All Vegetables harvested	896	10	20	467	2,710
Corn for grain	876	12	17	1,830	2,592
Nursery stock	521	10	20	195	2,129
Sweet corn	383	10	19	238	2,279

**Other County Highlights**

Economic Characteristics	Quantity	Operator Characteristics	Quantity
Farms by value of sales		Principal operators by primary occupation:	
Less than \$1,000	124	Farming	180
\$1,000 to \$2,499	97	Other	227
\$2,500 to \$4,999	56		
\$5,000 to \$9,999	34	Principal operators by sex:	
\$10,000 to \$19,999	26	Male	328
\$20,000 to \$24,999	8	Female	79
\$25,000 to \$39,999	14		
\$40,000 to \$49,999	3	Average age of principal operator (years)	56.9
\$50,000 to \$99,999	11		
\$100,000 to \$249,999	13	All operators <sup>2</sup> by race:	
\$250,000 to \$499,999	3	White	632
\$500,000 or more	18	Black or African American	-
Total farm production expenses (\$1,000)	34,131	American Indian or Alaska Native	4
Average per farm (\$)	84,067	Native Hawaiian or Other Pacific Islander	-
		Asian	1
Net cash farm income of operation (\$1,000)	10,378	More than one race	3
Average per farm (\$)	25,561	All operators <sup>2</sup> of Spanish, Hispanic, or Latino Origin	14

(D) Cannot be disclosed. (Z) Less than half of the unit shown. See "Census of Agriculture, Volume 1, Geographic Area Series" for complete footnotes.

<sup>1</sup> Universe is number of counties in state or U.S. with item.

<sup>2</sup> Data were collected for a maximum of three operators per farm.

<sup>3</sup> Items with a rank that cannot be disclosed are separated by a blank line, position in table does not indicate rank.