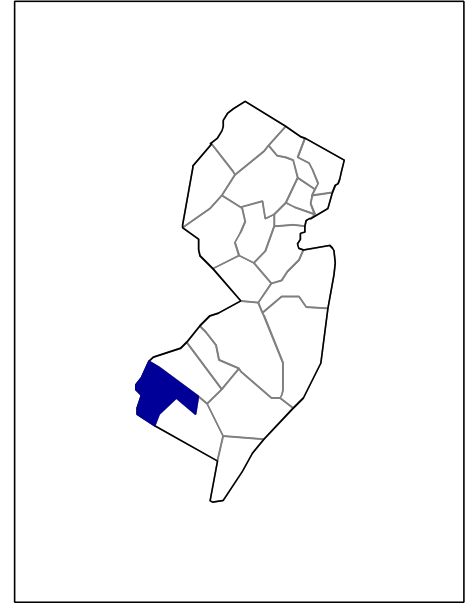


2002 Census of Agriculture County Profile

Salem, New Jersey



Number of farms

753 farms in 2002, 716 farms in 1997, up 5 percent.

Land in farms

96,238 acres in 2002, 92,890 acres in 1997, up 4 percent.

Average size of farm

128 acres in 2002, 130 acres in 1997, down 2 percent.

Market Value of Production

\$72,522,000 in 2002, \$68,492,000 in 1997, up 6 percent.

Crop sales accounted for \$55,799,000 of the total value in 2002.

Livestock sales accounted for \$16,723,000 of the total value in 2002.

Market Value of Production, average per farm

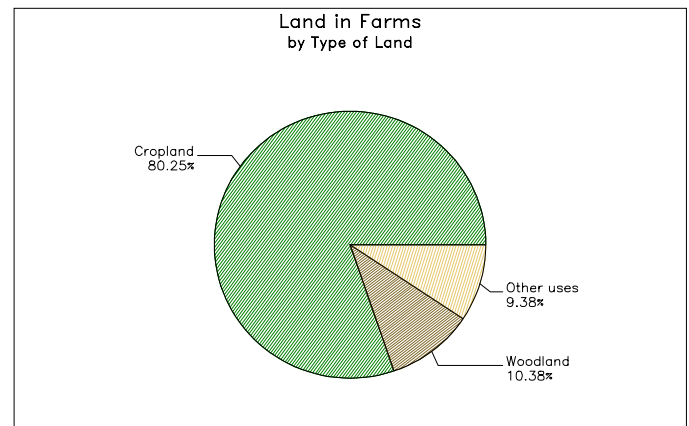
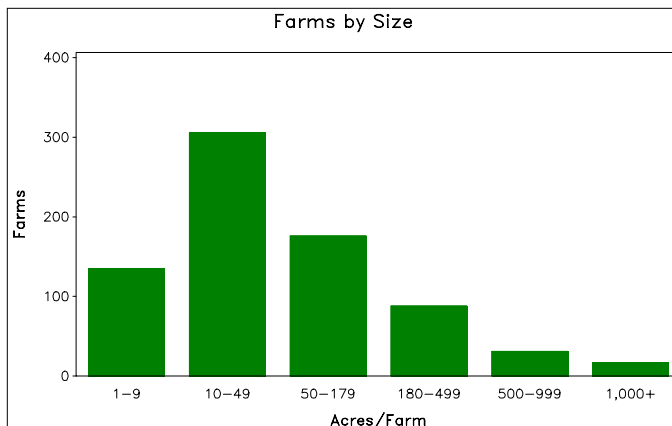
\$96,310 in 2002, \$95,659 in 1997, up 1 percent.

Government Payments

\$699,000 in 2002, \$267,000 in 1997, up 162 percent.

Government Payments, average per farm receiving payments

\$7,056 in 2002, \$3,660 in 1997, up 93 percent.



**2002 Census of Agriculture
County Profile
United States Department of Agriculture, New Jersey Agricultural Statistics Service**

Salem, New Jersey

Ranked items among the 21 state counties and 3,078 U.S. counties, 2002

Item	Quantity	State Rank	Universe ¹	U.S. Rank	Universe ¹
MARKET VALUE OF AGRICULTURAL PRODUCTS SOLD (\$1,000)					
Total value of agricultural products sold	72,522	5	20	764	3,075
Value of crops including nursery and greenhouse	55,799	6	20	411	3,070
Value of livestock, poultry, and their products	16,723	2	20	1,450	3,070
VALUE OF SALES BY COMMODITY GROUP (\$1,000)					
Grains, oilseeds, dry beans, and dry peas	5,732	1	16	1,189	2,871
Tobacco	-	-	-	-	560
Cotton and cottonseed	-	-	-	-	656
Vegetables, melons, potatoes, and sweet potatoes	31,735	2	20	70	2,747
Fruits, tree nuts, and berries	1,196	8	20	319	2,638
Nursery, greenhouse, floriculture, and sod	16,168	7	20	177	2,708
Cut Christmas trees and short rotation woody crops	74	12	18	519	1,774
Other crops and hay	893	6	18	1,352	3,046
Poultry and eggs	(D)	(D)	20	(D)	2,918
Cattle and calves	(D)	(D)	19	(D)	3,053
Milk and other dairy products from cows	6,550	1	11	516	2,493
Hogs and pigs	148	4	18	1,341	2,919
Sheep, goats, and their products	57	8	18	1,159	2,997
Horses, ponies, mules, burros, and donkeys	318	13	20	688	3,014
Aquaculture	(D)	(D)	14	(D)	1,520
Other animals and other animal products	(D)	(D)	20	(D)	2,727
TOP LIVESTOCK INVENTORY ITEMS (number)					
Layers 20 weeks old and older	(D)	2	19	(D)	2,983
Pheasants	(D)	3	14	(D)	1,541
Cattle and calves	8,102	2	19	2,230	3,059
Quail	(D)	4	12	(D)	1,412
Ducks ³	(D)	(D)	19	(D)	2,630
TOP CROP ITEMS (acres)					
Soybeans	18,240	2	16	873	2,076
All Vegetables harvested	14,555	1	20	45	2,710
Corn for grain	14,374	2	17	910	2,592
Forage - land used for all hay and haylage, grass silage, and greenchop	11,388	4	19	1,645	3,059
All Wheat for grain	7,339	1	16	758	2,517

Other County Highlights

Economic Characteristics	Quantity	Operator Characteristics	Quantity
Farms by value of sales		Principal operators by primary occupation:	
Less than \$1,000	228	Farming	404
\$1,000 to \$2,499	155	Other	349
\$2,500 to \$4,999	70	Principal operators by sex:	
\$5,000 to \$9,999	62	Male	649
\$10,000 to \$19,999	54	Female	104
\$20,000 to \$24,999	15	Average age of principal operator (years)	53.9
\$25,000 to \$39,999	24	All operators ² by race:	
\$40,000 to \$49,999	12	White	1,084
\$50,000 to \$99,999	27	Black or African American	13
\$100,000 to \$249,999	42	American Indian or Alaska Native	-
\$250,000 to \$499,999	19	Native Hawaiian or Other Pacific Islander	-
\$500,000 or more	45	Asian	12
Total farm production expenses (\$1,000)	65,492	More than one race	6
Average per farm (\$)	86,975	All operators ² of Spanish, Hispanic, or Latino Origin	19
Net cash farm income of operation (\$1,000)	9,043		
Average per farm (\$)	12,009		

(D) Cannot be disclosed. (Z) Less than half of the unit shown. See "Census of Agriculture, Volume 1, Geographic Area Series" for complete footnotes.

¹ Universe is number of counties in state or U.S. with item.

² Data were collected for a maximum of three operators per farm.

³ Items with a rank that cannot be disclosed are separated by a blank line, position in table does not indicate rank.