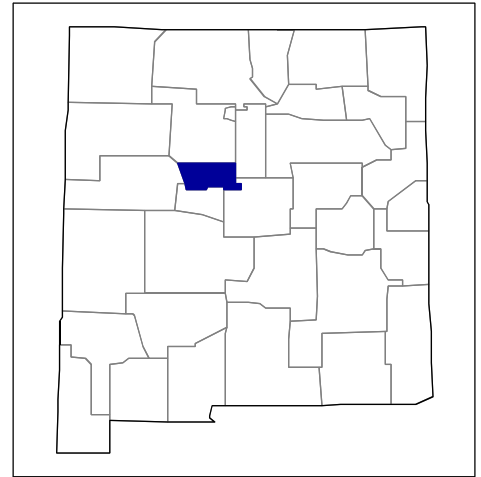




2002 Census of Agriculture County Profile

Bernalillo, New Mexico



Number of farms

618 farms in 2002, 680 farms in 1997, down 9 percent.

Land in farms

(D) acres in 2002, 476,421 acres in 1997.

Average size of farm

(D) acres in 2002, 701 acres in 1997.

Market Value of Production

\$20,025,000 in 2002, \$31,721,000 in 1997, down 37 percent.

Crop sales accounted for \$5,524,000 of the total value in 2002.

Livestock sales accounted for \$14,501,000 of the total value in 2002.

Market Value of Production, average per farm

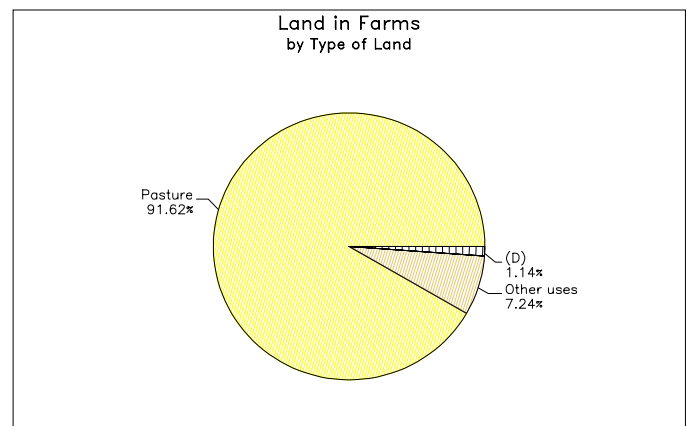
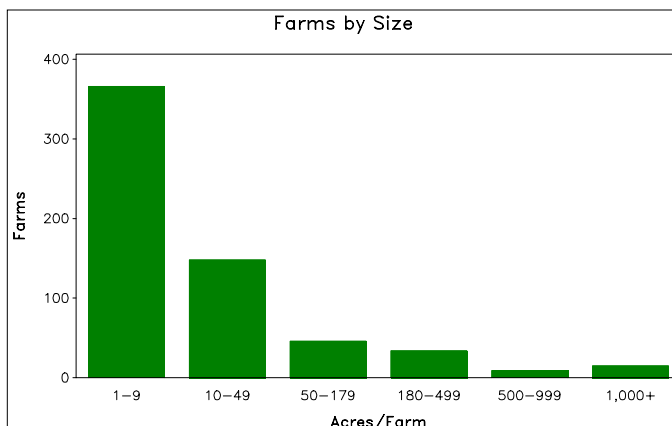
\$32,404 in 2002, \$46,649 in 1997, down 31 percent.

Government Payments

\$154,000 in 2002, \$42,000 in 1997, up 267 percent.

Government Payments, average per farm receiving payments

\$7,710 in 2002, \$1,903 in 1997, up 305 percent.



**2002 Census of Agriculture
County Profile
United States Department of Agriculture, New Mexico Agricultural Statistics Service**

Bernalillo, New Mexico

Ranked items among the 33 state counties and 3,078 U.S. counties, 2002

Item	Quantity	State Rank	Universe ¹	U.S. Rank	Universe ¹
MARKET VALUE OF AGRICULTURAL PRODUCTS SOLD (\$1,000)					
Total value of agricultural products sold	20,025	14	33	2,095	3,075
Value of crops including nursery and greenhouse	5,524	15	33	2,031	3,070
Value of livestock, poultry, and their products	14,501	12	33	1,578	3,070
VALUE OF SALES BY COMMODITY GROUP (\$1,000)					
Grains, oilseeds, dry beans, and dry peas	(D)	(D)	26	(D)	2,871
Tobacco	-	-	-	-	560
Cotton and cottonseed	-	-	10	-	656
Vegetables, melons, potatoes, and sweet potatoes	(D)	(D)	29	(D)	2,747
Fruits, tree nuts, and berries	(D)	(D)	30	(D)	2,638
Nursery, greenhouse, floriculture, and sod	3,604	2	29	564	2,708
Cut Christmas trees and short rotation woody crops	(D)	(D)	10	(D)	1,774
Other crops and hay	(D)	(D)	33	(D)	3,046
Poultry and eggs	(D)	(D)	30	(D)	2,918
Cattle and calves	(D)	(D)	33	(D)	3,053
Milk and other dairy products from cows	7,977	11	18	451	2,493
Hogs and pigs	10	14	32	2,321	2,919
Sheep, goats, and their products	72	15	32	1,009	2,997
Horses, ponies, mules, burros, and donkeys	372	4	33	581	3,014
Aquaculture	(D)	(D)	11	(D)	1,520
Other animals and other animal products	15	14	30	1,673	2,727
TOP LIVESTOCK INVENTORY ITEMS (number)					
Layers 20 weeks old and older	(D)	2	32	(D)	2,983
Cattle and calves	10,235	31	33	2,028	3,059
Horses and ponies	2,496	3	33	316	3,065
Quail	(D)	1	10	(D)	1,412
Sheep and lambs	1,780	13	32	618	2,867
TOP CROP ITEMS (acres)					
Forage - land used for all hay and haylage, grass silage, and greenchop	4,436	19	33	2,380	3,059
Corn for silage	(D)	16	19	(D)	2,307
Apples	148	6	29	289	2,173
All Vegetables harvested	48	15	29	1,605	2,710
All Wheat for grain ³	(D)	(D)	22	(D)	2,517

Other County Highlights

Economic Characteristics	Quantity	Operator Characteristics	Quantity
Farms by value of sales		Principal operators by primary occupation:	
Less than \$1,000	292	Farming	266
\$1,000 to \$2,499	136	Other	352
\$2,500 to \$4,999	69	Principal operators by sex:	
\$5,000 to \$9,999	46	Male	470
\$10,000 to \$19,999	34	Female	148
\$20,000 to \$24,999	10	Average age of principal operator (years)	57.7
\$25,000 to \$39,999	7	All operators ² by race:	
\$40,000 to \$49,999	3	White	858
\$50,000 to \$99,999	4	Black or African American	7
\$100,000 to \$249,999	5	American Indian or Alaska Native	19
\$250,000 to \$499,999	2	Native Hawaiian or Other Pacific Islander	-
\$500,000 or more	10	Asian	6
Total farm production expenses (\$1,000)	21,276	More than one race	-
Average per farm (\$)	34,427	All operators ² of Spanish, Hispanic, or Latino Origin	257
Net cash farm income of operation (\$1,000)	2,168		
Average per farm (\$)	3,509		

(D) Cannot be disclosed. (Z) Less than half of the unit shown. See "Census of Agriculture, Volume 1, Geographic Area Series" for complete footnotes.

¹ Universe is number of counties in state or U.S. with item.

² Data were collected for a maximum of three operators per farm.

³ Items with a rank that cannot be disclosed are separated by a blank line, position in table does not indicate rank.