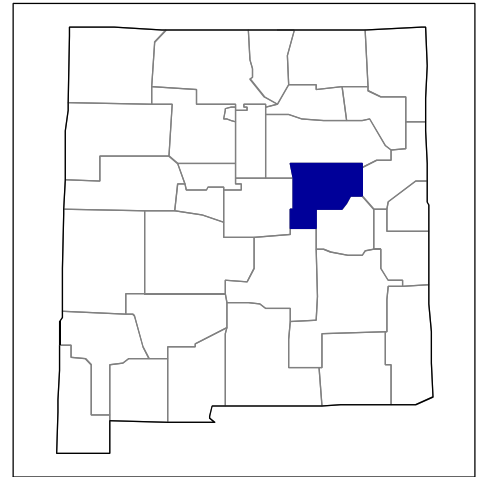




# 2002 Census of Agriculture County Profile

## Guadalupe, New Mexico



### Number of farms

208 farms in 2002, 275 farms in 1997, down 24 percent.

### Land in farms

1,461,766 acres in 2002, 1,417,748 acres in 1997, up 3 percent.

### Average size of farm

7,028 acres in 2002, 5,155 acres in 1997, up 36 percent.

### Market Value of Production

\$10,485,000 in 2002, \$12,428,000 in 1997, down 16 percent.

Crop sales accounted for \$344,000 of the total value in 2002.

Livestock sales accounted for \$10,141,000 of the total value in 2002.

### Market Value of Production, average per farm

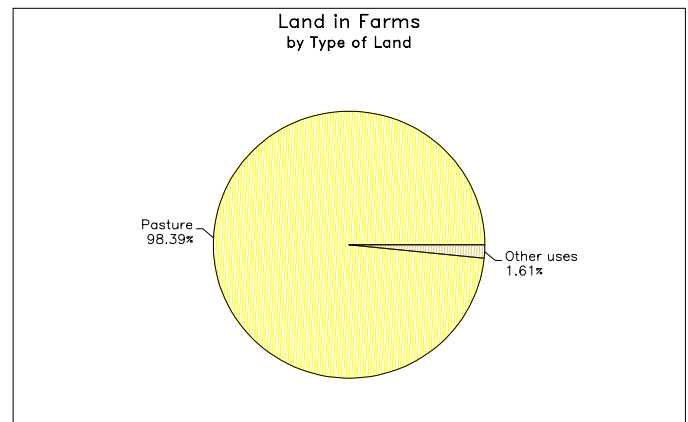
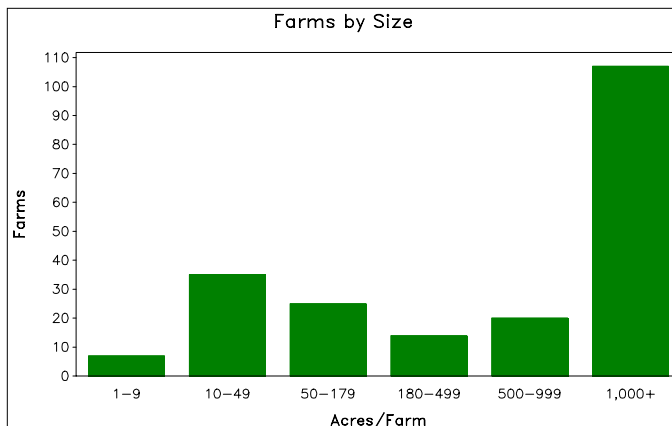
\$50,407 in 2002, \$45,193 in 1997, up 12 percent.

### Government Payments

\$277,000 in 2002, \$150,000 in 1997, up 85 percent.

### Government Payments, average per farm receiving payments

\$6,753 in 2002, \$3,575 in 1997, up 89 percent.



**2002 Census of Agriculture  
County Profile  
United States Department of Agriculture, New Mexico Agricultural Statistics Service**

**Guadalupe, New Mexico**

**Ranked items among the 33 state counties and 3,078 U.S. counties, 2002**

Item	Quantity	State Rank	Universe <sup>1</sup>	U.S. Rank	Universe <sup>1</sup>
<b>MARKET VALUE OF AGRICULTURAL PRODUCTS SOLD (\$1,000)</b>					
Total value of agricultural products sold	10,485	26	33	2,485	3,075
Value of crops including nursery and greenhouse	344	27	33	2,948	3,070
Value of livestock, poultry, and their products	10,141	21	33	1,876	3,070
<b>VALUE OF SALES BY COMMODITY GROUP (\$1,000)</b>					
Grains, oilseeds, dry beans, and dry peas	43	19	26	2,544	2,871
Tobacco	-	-	-	-	560
Cotton and cottonseed	-	-	10	-	656
Vegetables, melons, potatoes, and sweet potatoes	79	16	29	1,830	2,747
Fruits, tree nuts, and berries	(D)	(D)	30	(D)	2,638
Nursery, greenhouse, floriculture, and sod	16	23	29	2,498	2,708
Cut Christmas trees and short rotation woody crops	-	-	10	-	1,774
Other crops and hay	(D)	(D)	33	(D)	3,046
Poultry and eggs	4	18	30	2,291	2,918
Cattle and calves	9,221	17	33	1,048	3,053
Milk and other dairy products from cows	-	-	18	-	2,493
Hogs and pigs	(D)	(D)	32	(D)	2,919
Sheep, goats, and their products	(D)	(D)	32	(D)	2,997
Horses, ponies, mules, burros, and donkeys	46	29	33	2,397	3,014
Aquaculture	(D)	(D)	11	(D)	1,520
Other animals and other animal products	-	-	30	-	2,727
<b>TOP LIVESTOCK INVENTORY ITEMS (number)</b>					
Cattle and calves	29,527	17	33	1,080	3,059
Sheep and lambs	4,810	8	32	231	2,867
Horses and ponies	522	30	33	2,109	3,065
Layers 20 weeks old and older	414	22	32	2,045	2,983
All Goats	196	20	32	1,836	2,971
<b>TOP CROP ITEMS (acres)</b>					
Forage - land used for all hay and haylage, grass silage, and greenchop	1,118	28	33	2,869	3,059
All Wheat for grain	228	11	22	2,010	2,517
All Vegetables harvested	18	18	29	2,040	2,710
Apples	12	20	29	1,066	2,173
Sorghum for silage	(D)	12	14	(D)	1,387

**Other County Highlights**

Economic Characteristics	Quantity
Farms by value of sales	
Less than \$1,000	37
\$1,000 to \$2,499	22
\$2,500 to \$4,999	19
\$5,000 to \$9,999	43
\$10,000 to \$19,999	21
\$20,000 to \$24,999	7
\$25,000 to \$39,999	12
\$40,000 to \$49,999	6
\$50,000 to \$99,999	15
\$100,000 to \$249,999	17
\$250,000 to \$499,999	6
\$500,000 or more	3
Total farm production expenses (\$1,000)	9,705
Average per farm (\$)	46,882
Net cash farm income of operation (\$1,000)	1,372
Average per farm (\$)	6,627

Operator Characteristics	Quantity
Principal operators by primary occupation:	
Farming	120
Other	88
Principal operators by sex:	
Male	190
Female	18
Average age of principal operator (years)	58.5
All operators <sup>2</sup> by race:	
White	288
Black or African American	-
American Indian or Alaska Native	3
Native Hawaiian or Other Pacific Islander	-
Asian	-
More than one race	2
All operators <sup>2</sup> of Spanish, Hispanic, or Latino Origin	147

(D) Cannot be disclosed. (Z) Less than half of the unit shown. See "Census of Agriculture, Volume 1, Geographic Area Series" for complete footnotes.

<sup>1</sup> Universe is number of counties in state or U.S. with item.

<sup>2</sup> Data were collected for a maximum of three operators per farm.