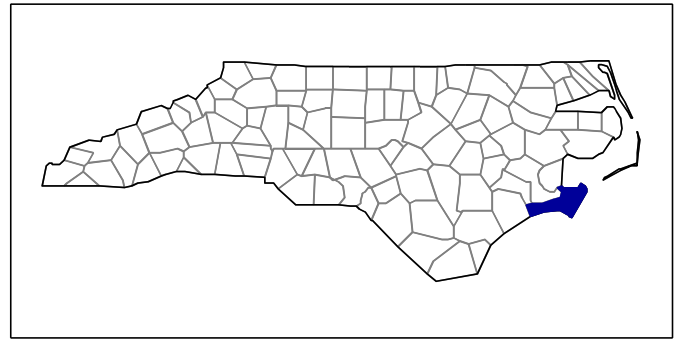




# 2002 Census of Agriculture County Profile



## Carteret, North Carolina

### Number of farms

128 farms in 2002, 121 farms in 1997, up 6 percent.

### Land in farms

59,755 acres in 2002, 60,525 acres in 1997, down 1 percent.

### Average size of farm

467 acres in 2002, 500 acres in 1997, down 7 percent.

### Market Value of Production

\$15,871,000 in 2002, \$18,920,000 in 1997, down 16 percent.

Crop sales accounted for \$15,467,000 of the total value in 2002.

Livestock sales accounted for \$404,000 of the total value in 2002.

### Market Value of Production, average per farm

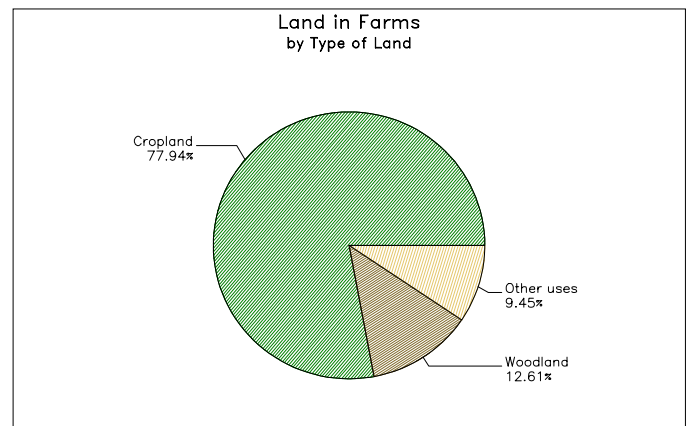
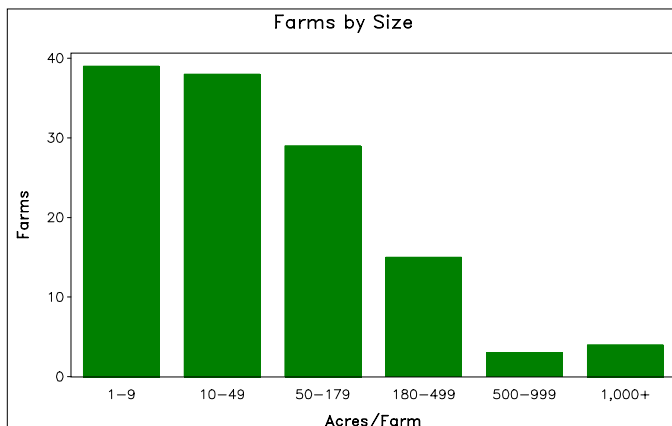
\$123,994 in 2002, \$156,367 in 1997, down 21 percent.

### Government Payments

\$58,000 in 2002, \$107,000 in 1997, down 46 percent.

### Government Payments, average per farm receiving payments

\$3,651 in 2002, \$3,356 in 1997, up 9 percent.



**2002 Census of Agriculture  
County Profile  
United States Department of Agriculture, North Carolina Agricultural Statistics Service**

**Carteret, North Carolina**

**Ranked items among the 100 state counties and 3,078 U.S. counties, 2002**

Item	Quantity	State Rank	Universe <sup>1</sup>	U.S. Rank	Universe <sup>1</sup>
<b>MARKET VALUE OF AGRICULTURAL PRODUCTS SOLD (\$1,000)</b>					
Total value of agricultural products sold	15,871	78	100	2,238	3,075
Value of crops including nursery and greenhouse	15,467	49	100	1,358	3,070
Value of livestock, poultry, and their products	404	94	99	2,967	3,070
<b>VALUE OF SALES BY COMMODITY GROUP (\$1,000)</b>					
Grains, oilseeds, dry beans, and dry peas	(D)	(D)	98	(D)	2,871
Tobacco	1,436	57	86	228	560
Cotton and cottonseed	(D)	(D)	55	(D)	656
Vegetables, melons, potatoes, and sweet potatoes	1,888	26	100	545	2,747
Fruits, tree nuts, and berries	(D)	(D)	99	(D)	2,638
Nursery, greenhouse, floriculture, and sod	1,077	64	96	1,061	2,708
Cut Christmas trees and short rotation woody crops	(D)	(D)	68	(D)	1,774
Other crops and hay	35	92	100	2,942	3,046
Poultry and eggs	(D)	(D)	95	(D)	2,918
Cattle and calves	83	93	99	2,976	3,053
Milk and other dairy products from cows	-	-	64	-	2,493
Hogs and pigs	(D)	(D)	90	(D)	2,919
Sheep, goats, and their products	-	-	98	-	2,997
Horses, ponies, mules, burros, and donkeys	65	59	91	2,183	3,014
Aquaculture	250	14	51	396	1,520
Other animals and other animal products	-	-	85	-	2,727
<b>TOP LIVESTOCK INVENTORY ITEMS (number)</b>					
Ducks	480	7	79	233	2,630
Layers 20 weeks old and older	399	69	95	2,070	2,983
Cattle and calves	238	96	99	3,009	3,059
Horses and ponies	229	73	99	2,762	3,065
Hogs and pigs	130	76	91	2,226	2,926
<b>TOP CROP ITEMS (acres)</b>					
Soybeans	20,954	21	85	823	2,076
Corn for grain	20,742	12	100	805	2,592
All Vegetables harvested	854	18	98	486	2,710
Potatoes	725	6	71	181	1,551
Sorghum for grain	685	5	46	521	1,307

**Other County Highlights**

Economic Characteristics	Quantity	Operator Characteristics	Quantity
Farms by value of sales		Principal operators by primary occupation:	
Less than \$1,000	26	Farming	61
\$1,000 to \$2,499	28	Other	67
\$2,500 to \$4,999	8		
\$5,000 to \$9,999	16	Principal operators by sex:	
\$10,000 to \$19,999	10	Male	118
\$20,000 to \$24,999	2	Female	10
\$25,000 to \$39,999	1		
\$40,000 to \$49,999	5	Average age of principal operator (years)	57.0
\$50,000 to \$99,999	18		
\$100,000 to \$249,999	7	All operators <sup>2</sup> by race:	
\$250,000 to \$499,999	3	White	180
\$500,000 or more	4	Black or African American	5
Total farm production expenses (\$1,000)	14,224	American Indian or Alaska Native	-
Average per farm (\$)	110,267	Native Hawaiian or Other Pacific Islander	-
		Asian	2
Net cash farm income of operation (\$1,000)	1,736	More than one race	-
Average per farm (\$)	13,454	All operators <sup>2</sup> of Spanish, Hispanic, or Latino Origin	2

(D) Cannot be disclosed. (Z) Less than half of the unit shown. See "Census of Agriculture, Volume 1, Geographic Area Series" for complete footnotes.

<sup>1</sup> Universe is number of counties in state or U.S. with item.

<sup>2</sup> Data were collected for a maximum of three operators per farm.