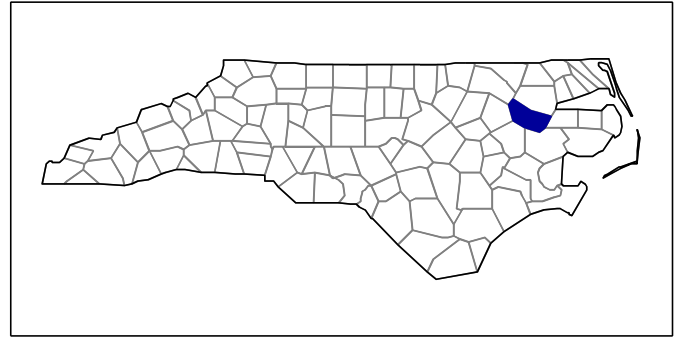




# 2002 Census of Agriculture County Profile



## Martin, North Carolina

### Number of farms

305 farms in 2002, 427 farms in 1997, down 29 percent.

### Land in farms

110,677 acres in 2002, 116,274 acres in 1997, down 5 percent.

### Average size of farm

363 acres in 2002, 272 acres in 1997, up 33 percent.

### Market Value of Production

\$39,891,000 in 2002, \$63,810,000 in 1997, down 37 percent.

Crop sales accounted for \$25,160,000 of the total value in 2002.

Livestock sales accounted for \$14,732,000 of the total value in 2002.

### Market Value of Production, average per farm

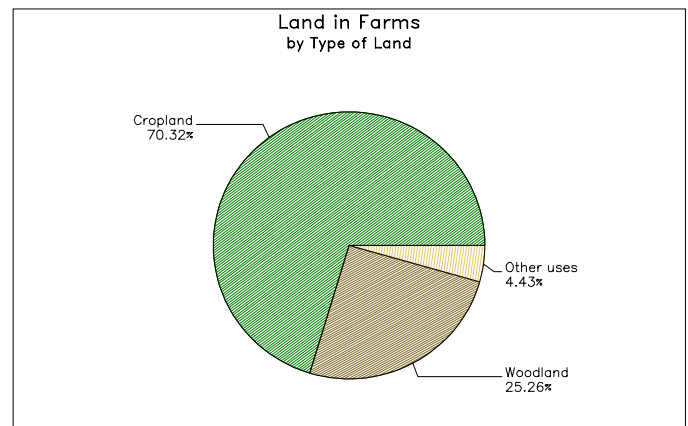
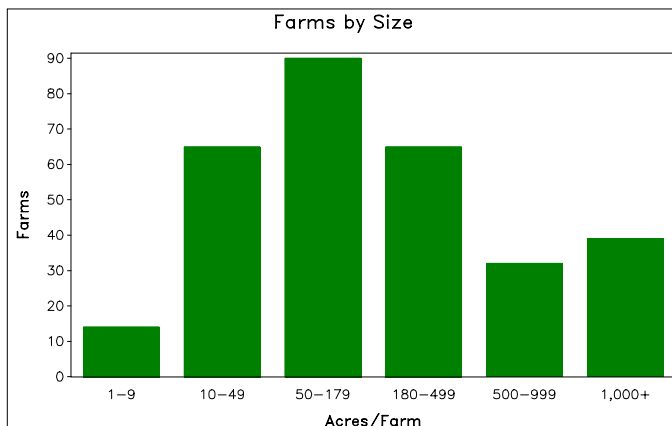
\$130,792 in 2002, \$149,438 in 1997, down 12 percent.

### Government Payments

\$2,186,000 in 2002, \$1,135,000 in 1997, up 93 percent.

### Government Payments, average per farm receiving payments

\$15,958 in 2002, \$4,829 in 1997, up 230 percent.



**2002 Census of Agriculture  
County Profile  
United States Department of Agriculture, North Carolina Agricultural Statistics Service**

**Martin, North Carolina**

**Ranked items among the 100 state counties and 3,078 U.S. counties, 2002**

Item	Quantity	State Rank	Universe <sup>1</sup>	U.S. Rank	Universe <sup>1</sup>
<b>MARKET VALUE OF AGRICULTURAL PRODUCTS SOLD (\$1,000)</b>					
Total value of agricultural products sold	39,891	47	100	1,430	3,075
Value of crops including nursery and greenhouse	25,160	30	100	996	3,070
Value of livestock, poultry, and their products	14,732	48	99	1,562	3,070
<b>VALUE OF SALES BY COMMODITY GROUP (\$1,000)</b>					
Grains, oilseeds, dry beans, and dry peas	1,730	47	98	1,620	2,871
Tobacco	11,825	21	86	31	560
Cotton and cottonseed	5,104	16	55	172	656
Vegetables, melons, potatoes, and sweet potatoes	345	61	100	1,130	2,747
Fruits, tree nuts, and berries	164	39	99	1,005	2,638
Nursery, greenhouse, floriculture, and sod	1,235	62	96	1,003	2,708
Cut Christmas trees and short rotation woody crops	-	-	68	-	1,774
Other crops and hay	4,756	6	100	255	3,046
Poultry and eggs	8,667	46	95	494	2,918
Cattle and calves	264	77	99	2,873	3,053
Milk and other dairy products from cows	4	64	64	2,466	2,493
Hogs and pigs	5,662	36	90	436	2,919
Sheep, goats, and their products	(Z)	96	98	2,947	2,997
Horses, ponies, mules, burros, and donkeys	9	87	91	2,914	3,014
Aquaculture	125	19	51	532	1,520
Other animals and other animal products	-	-	85	-	2,727
<b>TOP LIVESTOCK INVENTORY ITEMS (number)</b>					
Broilers and other meat-type chickens	917,800	34	68	304	2,599
Hogs and pigs	17,717	40	91	560	2,926
Cattle and calves	1,772	77	99	2,834	3,059
All Goats	262	71	99	1,607	2,971
Horses and ponies	105	86	99	2,949	3,065
<b>TOP CROP ITEMS (acres)</b>					
All Cotton	37,609	7	55	96	663
Peanuts	10,193	5	31	46	398
Soybeans	9,051	42	85	1,057	2,076
Corn for grain	3,452	44	100	1,409	2,592
Tobacco	3,373	20	86	28	563

**Other County Highlights**

Economic Characteristics	Quantity	Operator Characteristics	Quantity
Farms by value of sales		Principal operators by primary occupation:	
Less than \$1,000	36	Farming	224
\$1,000 to \$2,499	18	Other	81
\$2,500 to \$4,999	22		
\$5,000 to \$9,999	22	Principal operators by sex:	
\$10,000 to \$19,999	28	Male	292
\$20,000 to \$24,999	15	Female	13
\$25,000 to \$39,999	24		
\$40,000 to \$49,999	7	Average age of principal operator (years)	55.9
\$50,000 to \$99,999	36		
\$100,000 to \$249,999	51	All operators <sup>2</sup> by race:	
\$250,000 to \$499,999	27	White	368
\$500,000 or more	19	Black or African American	39
Total farm production expenses (\$1,000)	44,559	American Indian or Alaska Native	-
Average per farm (\$)	145,145	Native Hawaiian or Other Pacific Islander	-
		Asian	-
Net cash farm income of operation (\$1,000)	344	More than one race	4
Average per farm (\$)	1,121	All operators <sup>2</sup> of Spanish, Hispanic, or Latino Origin	1

(D) Cannot be disclosed. (Z) Less than half of the unit shown. See "Census of Agriculture, Volume 1, Geographic Area Series" for complete footnotes.

<sup>1</sup> Universe is number of counties in state or U.S. with item.

<sup>2</sup> Data were collected for a maximum of three operators per farm.