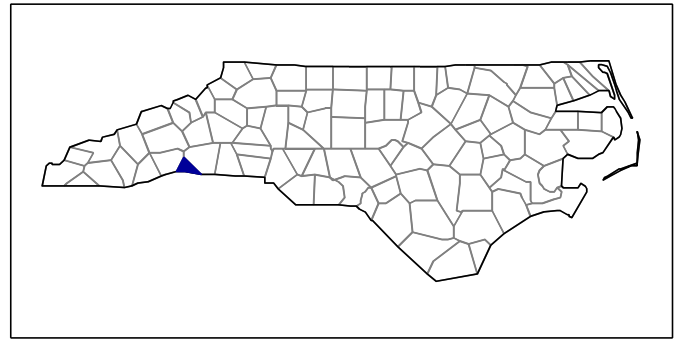




2002 Census of Agriculture County Profile



Polk, North Carolina

Number of farms

260 farms in 2002, 255 farms in 1997, up 2 percent.

Land in farms

27,145 acres in 2002, 35,061 acres in 1997, down 23 percent.

Average size of farm

104 acres in 2002, 137 acres in 1997, down 24 percent.

Market Value of Production

\$4,541,000 in 2002, \$3,568,000 in 1997, up 27 percent.

Crop sales accounted for \$2,784,000 of the total value in 2002.

Livestock sales accounted for \$1,758,000 of the total value in 2002.

Market Value of Production, average per farm

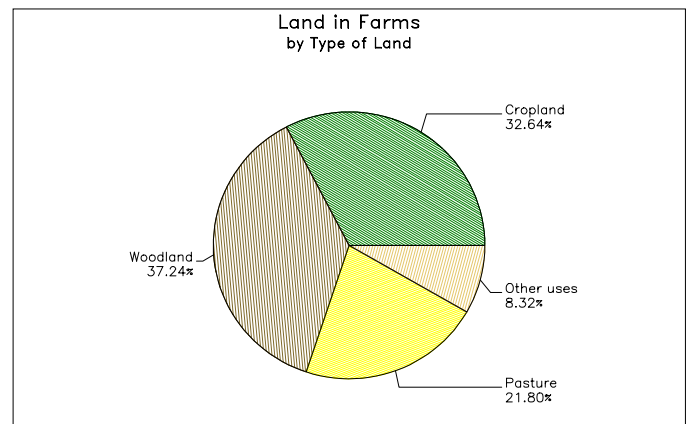
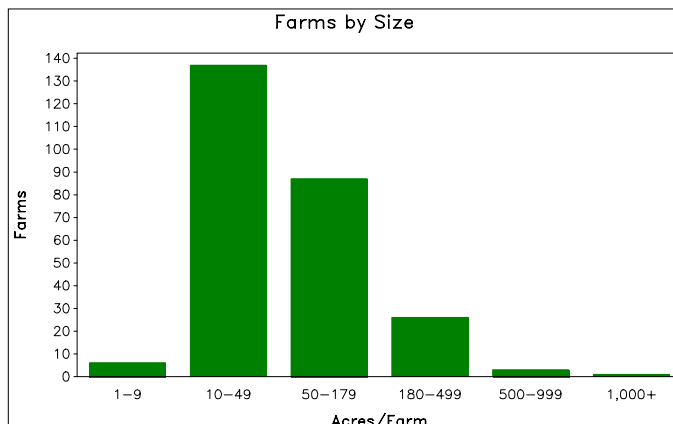
\$17,467 in 2002, \$13,990 in 1997, up 25 percent.

Government Payments

\$154,000 in 2002, \$55,000 in 1997, up 180 percent.

Government Payments, average per farm receiving payments

\$2,845 in 2002, \$1,879 in 1997, up 51 percent.



**2002 Census of Agriculture
County Profile
United States Department of Agriculture, North Carolina Agricultural Statistics Service**

Polk, North Carolina

Ranked items among the 100 state counties and 3,078 U.S. counties, 2002

Item	Quantity	State Rank	Universe ¹	U.S. Rank	Universe ¹
MARKET VALUE OF AGRICULTURAL PRODUCTS SOLD (\$1,000)					
Total value of agricultural products sold	4,541	94	100	2,795	3,075
Value of crops including nursery and greenhouse	2,784	92	100	2,372	3,070
Value of livestock, poultry, and their products	1,758	83	99	2,754	3,070
VALUE OF SALES BY COMMODITY GROUP (\$1,000)					
Grains, oilseeds, dry beans, and dry peas	(D)	(D)	98	(D)	2,871
Tobacco	-	-	86	-	560
Cotton and cottonseed	-	-	55	-	656
Vegetables, melons, potatoes, and sweet potatoes	159	78	100	1,478	2,747
Fruits, tree nuts, and berries	755	9	99	420	2,638
Nursery, greenhouse, floriculture, and sod	1,703	49	96	871	2,708
Cut Christmas trees and short rotation woody crops	-	-	68	-	1,774
Other crops and hay	(D)	(D)	100	(D)	3,046
Poultry and eggs	4	86	95	2,312	2,918
Cattle and calves	1,162	49	99	2,485	3,053
Milk and other dairy products from cows	425	45	64	1,730	2,493
Hogs and pigs	-	-	90	-	2,919
Sheep, goats, and their products	1	89	98	2,871	2,997
Horses, ponies, mules, burros, and donkeys	164	36	91	1,306	3,014
Aquaculture	-	-	51	-	1,520
Other animals and other animal products	2	55	85	2,270	2,727
TOP LIVESTOCK INVENTORY ITEMS (number)					
Cattle and calves	2,981	65	99	2,710	3,059
Horses and ponies	805	32	99	1,560	3,065
Layers 20 weeks old and older	139	86	95	2,611	2,983
Sheep and lambs	107	51	89	2,253	2,867
All Goats	64	88	99	2,467	2,971
TOP CROP ITEMS (acres)					
Forage - land used for all hay and haylage, grass silage, and greenchop	3,611	58	100	2,499	3,059
Apples	343	2	74	145	2,173
All Wheat for grain	(D)	78	83	(D)	2,517
All Vegetables harvested	77	73	98	1,382	2,710
Sorghum for silage ³	(D)	(D)	50	(D)	1,387

Other County Highlights

Economic Characteristics	Quantity	Operator Characteristics	Quantity
Farms by value of sales		Principal operators by primary occupation:	
Less than \$1,000	121	Farming	139
\$1,000 to \$2,499	42	Other	121
\$2,500 to \$4,999	28		
\$5,000 to \$9,999	22	Principal operators by sex:	
\$10,000 to \$19,999	19	Male	201
\$20,000 to \$24,999	6	Female	59
\$25,000 to \$39,999	4		
\$40,000 to \$49,999	3	Average age of principal operator (years)	55.2
\$50,000 to \$99,999	7		
\$100,000 to \$249,999	4	All operators ² by race:	
\$250,000 to \$499,999	2	White	372
\$500,000 or more	2	Black or African American	7
Total farm production expenses (\$1,000)	6,854	American Indian or Alaska Native	-
Average per farm (\$)	25,864	Native Hawaiian or Other Pacific Islander	-
Net cash farm income of operation (\$1,000)	1,497	Asian	1
Average per farm (\$)	5,650	More than one race	-
		All operators ² of Spanish, Hispanic, or Latino Origin	4

(D) Cannot be disclosed. (Z) Less than half of the unit shown. See "Census of Agriculture, Volume 1, Geographic Area Series" for complete footnotes.

¹ Universe is number of counties in state or U.S. with item.

² Data were collected for a maximum of three operators per farm.

³ Items with a rank that cannot be disclosed are separated by a blank line, position in table does not indicate rank.