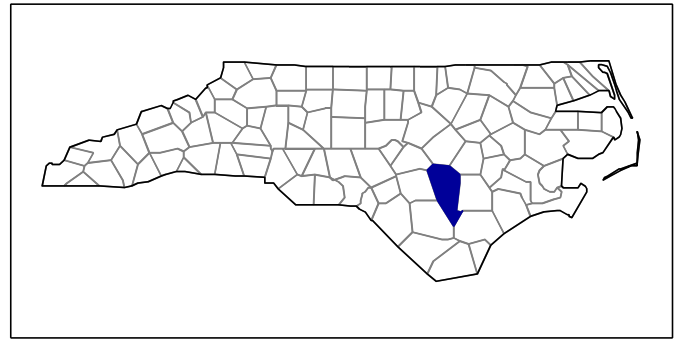




2002 Census of Agriculture County Profile



Sampson, North Carolina

Number of farms

1,178 farms in 2002, 1,299 farms in 1997, down 9 percent.

Land in farms

298,483 acres in 2002, 271,219 acres in 1997, up 10 percent.

Average size of farm

253 acres in 2002, 209 acres in 1997, up 21 percent.

Market Value of Production

\$675,691,000 in 2002, \$733,060,000 in 1997, down 8 percent.

Crop sales accounted for \$78,532,000 of the total value in 2002.

Livestock sales accounted for \$597,159,000 of the total value in 2002.

Market Value of Production, average per farm

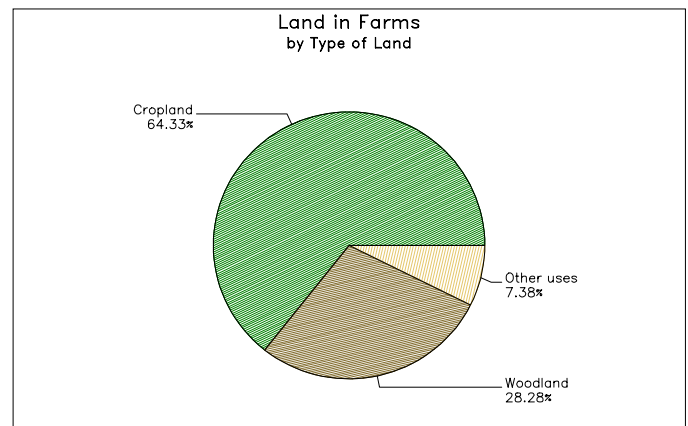
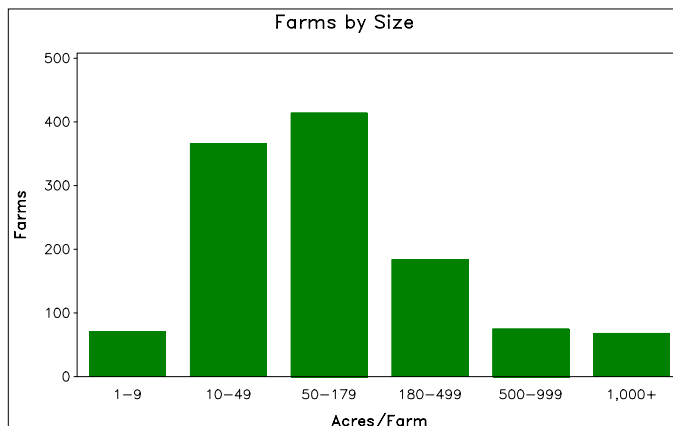
\$573,592 in 2002, \$564,326 in 1997, up 2 percent.

Government Payments

\$3,697,000 in 2002, \$2,523,000 in 1997, up 47 percent.

Government Payments, average per farm receiving payments

\$9,992 in 2002, \$5,047 in 1997, up 98 percent.



**2002 Census of Agriculture
County Profile
United States Department of Agriculture, North Carolina Agricultural Statistics Service**

Sampson, North Carolina

Ranked items among the 100 state counties and 3,078 U.S. counties, 2002

Item	Quantity	State Rank	Universe ¹	U.S. Rank	Universe ¹
MARKET VALUE OF AGRICULTURAL PRODUCTS SOLD (\$1,000)					
Total value of agricultural products sold	675,691	2	100	24	3,075
Value of crops including nursery and greenhouse	78,532	1	100	222	3,070
Value of livestock, poultry, and their products	597,159	2	99	10	3,070
VALUE OF SALES BY COMMODITY GROUP (\$1,000)					
Grains, oilseeds, dry beans, and dry peas	10,625	13	98	980	2,871
Tobacco	21,293	7	86	11	560
Cotton and cottonseed	8,056	8	55	119	656
Vegetables, melons, potatoes, and sweet potatoes	29,739	1	100	73	2,747
Fruits, tree nuts, and berries	(D)	(D)	99	(D)	2,638
Nursery, greenhouse, floriculture, and sod	5,048	24	96	466	2,708
Cut Christmas trees and short rotation woody crops	(D)	(D)	68	(D)	1,774
Other crops and hay	2,116	10	100	598	3,046
Poultry and eggs	156,867	4	95	23	2,918
Cattle and calves	3,490	19	99	1,793	3,053
Milk and other dairy products from cows	2,080	21	64	1,004	2,493
Hogs and pigs	434,025	2	90	2	2,919
Sheep, goats, and their products	(D)	(D)	98	(D)	2,997
Horses, ponies, mules, burros, and donkeys	260	22	91	859	3,014
Aquaculture	(D)	(D)	51	(D)	1,520
Other animals and other animal products	268	5	85	473	2,727
TOP LIVESTOCK INVENTORY ITEMS (number)					
Turkeys	3,083,469	2	71	3	2,328
Broilers and other meat-type chickens	2,715,927	16	68	151	2,599
Hogs and pigs	2,001,731	2	91	2	2,926
Layers 20 weeks old and older	290,715	10	95	225	2,983
Cattle and calves	21,671	8	99	1,373	3,059
TOP CROP ITEMS (acres)					
Soybeans	52,942	5	85	544	2,076
All Cotton	49,896	3	55	72	663
Corn for grain	23,803	9	100	757	2,592
Forage - land used for all hay and haylage, grass silage, and greenchop	18,890	8	100	1,156	3,059
All Wheat for grain	16,354	8	83	499	2,517

Other County Highlights

Economic Characteristics	Quantity	Operator Characteristics	Quantity
Farms by value of sales		Principal operators by primary occupation:	
Less than \$1,000	161	Farming	827
\$1,000 to \$2,499	95	Other	351
\$2,500 to \$4,999	85		
\$5,000 to \$9,999	108	Principal operators by sex:	
\$10,000 to \$19,999	106	Male	1,104
\$20,000 to \$24,999	16	Female	74
\$25,000 to \$39,999	37		
\$40,000 to \$49,999	14	Average age of principal operator (years)	54.9
\$50,000 to \$99,999	62		
\$100,000 to \$249,999	69	All operators ² by race:	
\$250,000 to \$499,999	60	White	1,463
\$500,000 or more	365	Black or African American	90
Total farm production expenses (\$1,000)	555,783	American Indian or Alaska Native	17
Average per farm (\$)	468,225	Native Hawaiian or Other Pacific Islander	1
		Asian	8
Net cash farm income of operation (\$1,000)	127,980	More than one race	12
Average per farm (\$)	107,818	All operators ² of Spanish, Hispanic, or Latino Origin	32

(D) Cannot be disclosed. (Z) Less than half of the unit shown. See "Census of Agriculture, Volume 1, Geographic Area Series" for complete footnotes.

¹ Universe is number of counties in state or U.S. with item.

² Data were collected for a maximum of three operators per farm.