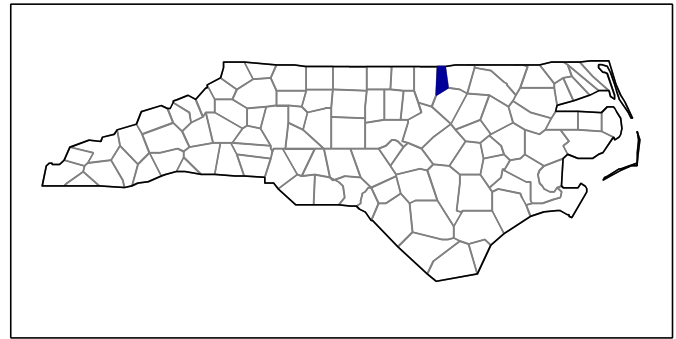




2002 Census of Agriculture County Profile



Vance, North Carolina

Number of farms

228 farms in 2002, 264 farms in 1997, down 14 percent.

Land in farms

74,996 acres in 2002, 69,589 acres in 1997, up 8 percent.

Average size of farm

329 acres in 2002, 264 acres in 1997, up 25 percent.

Market Value of Production

\$13,843,000 in 2002, \$18,773,000 in 1997, down 26 percent.

Crop sales accounted for \$13,329,000 of the total value in 2002.

Livestock sales accounted for \$515,000 of the total value in 2002.

Market Value of Production, average per farm

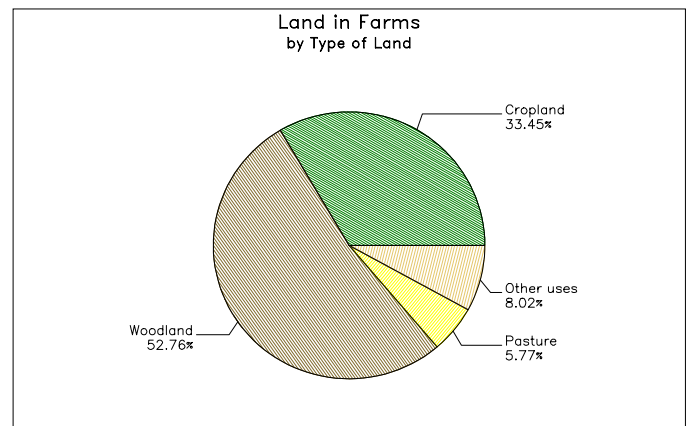
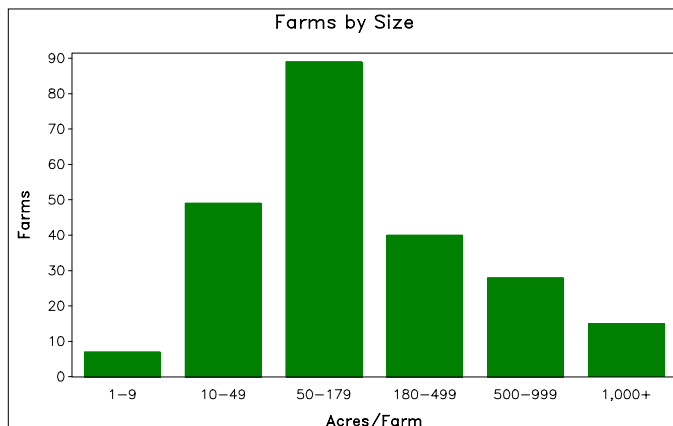
\$60,717 in 2002, \$71,110 in 1997, down 15 percent.

Government Payments

\$287,000 in 2002, \$189,000 in 1997, up 52 percent.

Government Payments, average per farm receiving payments

\$3,458 in 2002, \$1,951 in 1997, up 77 percent.



**2002 Census of Agriculture
County Profile
United States Department of Agriculture, North Carolina Agricultural Statistics Service**

Vance, North Carolina

Ranked items among the 100 state counties and 3,078 U.S. counties, 2002

Item	Quantity	State Rank	Universe ¹	U.S. Rank	Universe ¹
MARKET VALUE OF AGRICULTURAL PRODUCTS SOLD (\$1,000)					
Total value of agricultural products sold	13,843	82	100	2,321	3,075
Value of crops including nursery and greenhouse	13,329	56	100	1,465	3,070
Value of livestock, poultry, and their products	515	92	99	2,947	3,070
VALUE OF SALES BY COMMODITY GROUP (\$1,000)					
Grains, oilseeds, dry beans, and dry peas	805	62	98	1,842	2,871
Tobacco	10,590	24	86	39	560
Cotton and cottonseed	-	-	55	-	656
Vegetables, melons, potatoes, and sweet potatoes	(D)	(D)	100	(D)	2,747
Fruits, tree nuts, and berries	4	95	99	2,408	2,638
Nursery, greenhouse, floriculture, and sod	(D)	(D)	96	(D)	2,708
Cut Christmas trees and short rotation woody crops	(D)	(D)	68	(D)	1,774
Other crops and hay	335	54	100	2,222	3,046
Poultry and eggs	(D)	(D)	95	(D)	2,918
Cattle and calves	402	71	99	2,791	3,053
Milk and other dairy products from cows	(D)	(D)	64	(D)	2,493
Hogs and pigs	2	85	90	2,675	2,919
Sheep, goats, and their products	28	34	98	1,685	2,997
Horses, ponies, mules, burros, and donkeys	(D)	(D)	91	(D)	3,014
Aquaculture	-	-	51	-	1,520
Other animals and other animal products	(D)	(D)	85	(D)	2,727
TOP LIVESTOCK INVENTORY ITEMS (number)					
Quail	(D)	12	44	(D)	1,412
Cattle and calves	2,436	70	99	2,769	3,059
All Goats	1,989	4	99	186	2,971
Horses and ponies	281	67	99	2,660	3,065
Pigeons ³	(D)	(D)	31	(D)	1,368
TOP CROP ITEMS (acres)					
Soybeans	5,220	58	85	1,189	2,076
Forage - land used for all hay and haylage, grass silage, and greenchop	3,358	62	100	2,538	3,059
All Wheat for grain	2,668	47	83	1,174	2,517
Tobacco	2,499	25	86	42	563
All Vegetables harvested	(D)	39	98	(D)	2,710

Other County Highlights

Economic Characteristics	Quantity	Operator Characteristics	Quantity
Farms by value of sales		Principal operators by primary occupation:	
Less than \$1,000	90	Farming	115
\$1,000 to \$2,499	22	Other	113
\$2,500 to \$4,999	14		
\$5,000 to \$9,999	25	Principal operators by sex:	
\$10,000 to \$19,999	13	Male	189
\$20,000 to \$24,999	5	Female	39
\$25,000 to \$39,999	5		
\$40,000 to \$49,999	6	Average age of principal operator (years)	57.4
\$50,000 to \$99,999	7		
\$100,000 to \$249,999	26	All operators ² by race:	
\$250,000 to \$499,999	11	White	299
\$500,000 or more	4	Black or African American	29
Total farm production expenses (\$1,000)	11,806	American Indian or Alaska Native	-
Average per farm (\$)	51,780	Native Hawaiian or Other Pacific Islander	-
		Asian	-
Net cash farm income of operation (\$1,000)	2,786	More than one race	-
Average per farm (\$)	12,220	All operators ² of Spanish, Hispanic, or Latino Origin	2

(D) Cannot be disclosed. (Z) Less than half of the unit shown. See "Census of Agriculture, Volume 1, Geographic Area Series" for complete footnotes.

¹ Universe is number of counties in state or U.S. with item.

² Data were collected for a maximum of three operators per farm.

³ Items with a rank that cannot be disclosed are separated by a blank line, position in table does not indicate rank.