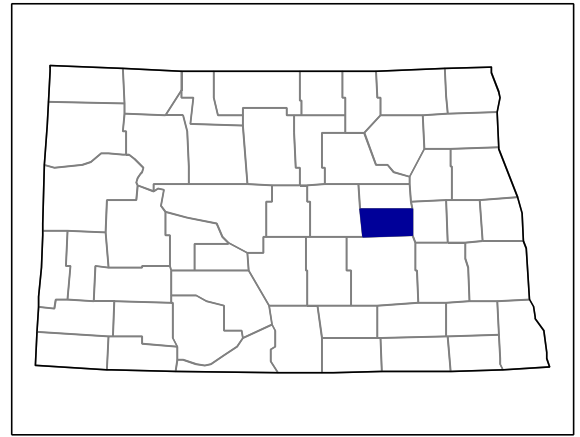




# 2002 Census of Agriculture County Profile

## Foster, North Dakota



### Number of farms

309 farms in 2002, 297 farms in 1997, up 4 percent.

### Land in farms

382,932 acres in 2002, 373,498 acres in 1997, up 3 percent.

### Average size of farm

1,239 acres in 2002, 1,258 acres in 1997, down 2 percent.

### Market Value of Production

\$39,716,000 in 2002, \$35,976,000 in 1997, up 10 percent.

Crop sales accounted for \$26,191,000 of the total value in 2002.

Livestock sales accounted for \$13,526,000 of the total value in 2002.

### Market Value of Production, average per farm

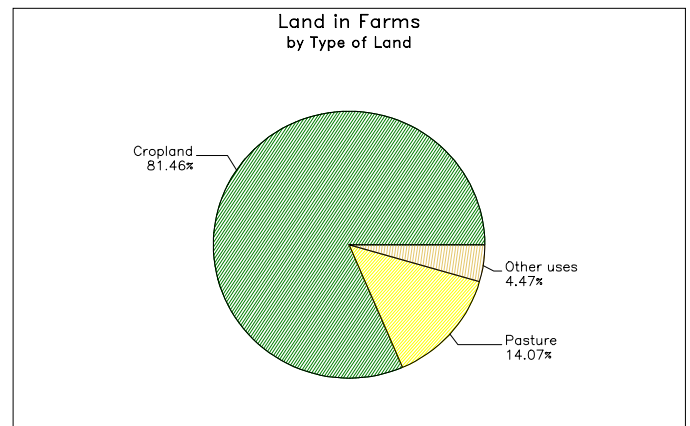
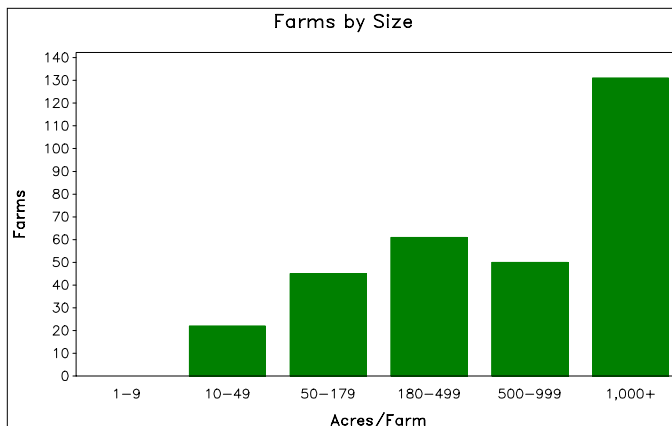
\$128,531 in 2002, \$121,130 in 1997, up 6 percent.

### Government Payments

\$3,519,000 in 2002, \$2,928,000 in 1997, up 20 percent.

### Government Payments, average per farm receiving payments

\$14,912 in 2002, \$13,131 in 1997, up 14 percent.



**2002 Census of Agriculture  
County Profile  
United States Department of Agriculture, North Dakota Agricultural Statistics Service**

**Foster, North Dakota**

**Ranked items among the 53 state counties and 3,078 U.S. counties, 2002**

Item	Quantity	State Rank	Universe <sup>1</sup>	U.S. Rank	Universe <sup>1</sup>
<b>MARKET VALUE OF AGRICULTURAL PRODUCTS SOLD (\$1,000)</b>					
Total value of agricultural products sold	39,716	36	53	1,436	3,075
Value of crops including nursery and greenhouse	26,191	31	53	971	3,070
Value of livestock, poultry, and their products	13,526	25	53	1,633	3,070
<b>VALUE OF SALES BY COMMODITY GROUP (\$1,000)</b>					
Grains, oilseeds, dry beans, and dry peas	24,733	31	53	573	2,871
Tobacco	-	-	-	-	560
Cotton and cottonseed	-	-	-	-	656
Vegetables, melons, potatoes, and sweet potatoes	(D)	(D)	36	(D)	2,747
Fruits, tree nuts, and berries	-	-	19	-	2,638
Nursery, greenhouse, floriculture, and sod	(D)	(D)	27	(D)	2,708
Cut Christmas trees and short rotation woody crops	-	-	10	-	1,774
Other crops and hay	(D)	(D)	53	(D)	3,046
Poultry and eggs	(D)	(D)	48	(D)	2,918
Cattle and calves	11,724	19	53	877	3,053
Milk and other dairy products from cows	(D)	(D)	45	(D)	2,493
Hogs and pigs	365	14	51	1,104	2,919
Sheep, goats, and their products	82	24	53	926	2,997
Horses, ponies, mules, burros, and donkeys	(D)	(D)	53	(D)	3,014
Aquaculture	(D)	(D)	4	(D)	1,520
Other animals and other animal products	1,293	2	52	86	2,727
<b>TOP LIVESTOCK INVENTORY ITEMS (number)</b>					
Cattle and calves	17,906	40	53	1,564	3,059
Colonies of bees	13,068	3	34	31	2,392
Hogs and pigs	3,451	11	51	982	2,926
Sheep and lambs	2,844	13	53	395	2,867
Bison	1,666	6	51	27	1,321
<b>TOP CROP ITEMS (acres)</b>					
All Wheat for grain	73,592	43	53	187	2,517
Soybeans	43,281	14	47	604	2,076
Sunflower seed	37,666	9	53	10	746
Barley	32,459	15	53	33	1,246
Forage - land used for all hay and haylage, grass silage, and greenchop	19,540	44	53	1,126	3,059

**Other County Highlights**

Economic Characteristics	Quantity	Operator Characteristics	Quantity
Farms by value of sales		Principal operators by primary occupation:	
Less than \$1,000	96	Farming	236
\$1,000 to \$2,499	7	Other	73
\$2,500 to \$4,999	6	Principal operators by sex:	
\$5,000 to \$9,999	17	Male	273
\$10,000 to \$19,999	18	Female	36
\$20,000 to \$24,999	8	Average age of principal operator (years)	54.7
\$25,000 to \$39,999	12	All operators <sup>2</sup> by race:	
\$40,000 to \$49,999	14	White	391
\$50,000 to \$99,999	35	Black or African American	-
\$100,000 to \$249,999	59	American Indian or Alaska Native	-
\$250,000 to \$499,999	21	Native Hawaiian or Other Pacific Islander	-
\$500,000 or more	16	Asian	-
Total farm production expenses (\$1,000)	37,469	More than one race	1
Average per farm (\$)	122,448	All operators <sup>2</sup> of Spanish, Hispanic, or Latino Origin	4
Net cash farm income of operation (\$1,000)	9,455		
Average per farm (\$)	30,897		

(D) Cannot be disclosed. (Z) Less than half of the unit shown. See "Census of Agriculture, Volume 1, Geographic Area Series" for complete footnotes.

<sup>1</sup> Universe is number of counties in state or U.S. with item.

<sup>2</sup> Data were collected for a maximum of three operators per farm.