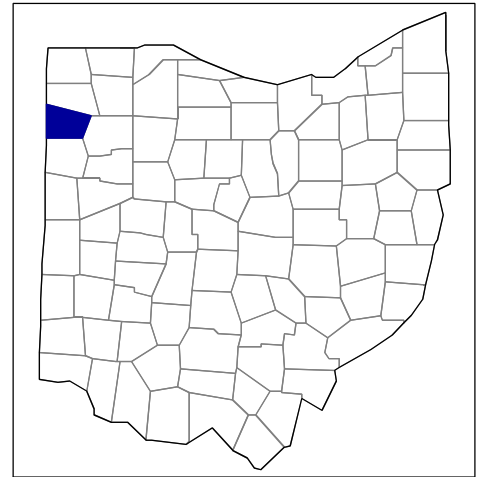


# 2002 Census of Agriculture County Profile

## Paulding, Ohio



### Number of farms

651 farms in 2002, 593 farms in 1997, up 10 percent.

### Land in farms

238,497 acres in 2002, 217,202 acres in 1997, up 10 percent.

### Average size of farm

366 acres in 2002, 366 acres in 1997, unchanged.

### Market Value of Production

\$66,673,000 in 2002, \$55,833,000 in 1997, up 19 percent.

Crop sales accounted for \$34,676,000 of the total value in 2002.

Livestock sales accounted for \$31,997,000 of the total value in 2002.

### Market Value of Production, average per farm

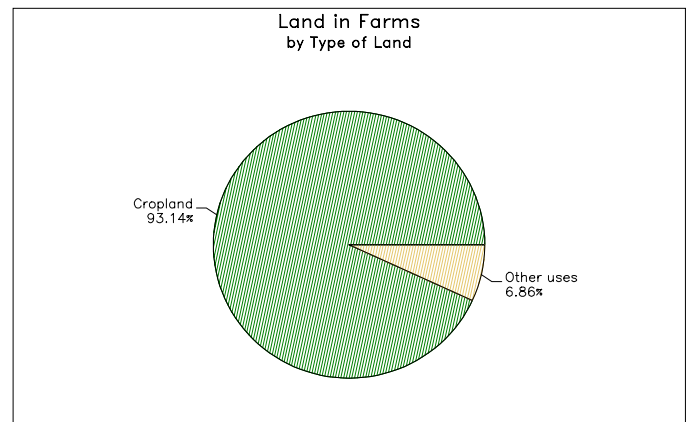
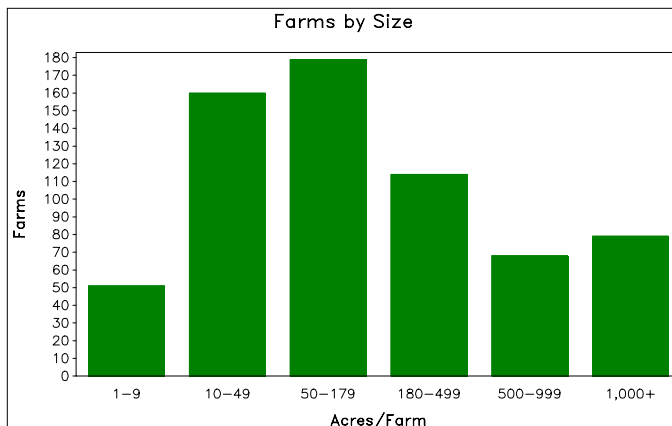
\$102,416 in 2002, \$94,153 in 1997, up 9 percent.

### Government Payments

\$3,670,000 in 2002, \$2,315,000 in 1997, up 59 percent.

### Government Payments, average per farm receiving payments

\$8,341 in 2002, \$5,745 in 1997, up 45 percent.



**2002 Census of Agriculture  
County Profile  
United States Department of Agriculture, Ohio Agricultural Statistics Service**

**Paulding, Ohio**

**Ranked items among the 88 state counties and 3,078 U.S. counties, 2002**

Item	Quantity	State Rank	Universe <sup>1</sup>	U.S. Rank	Universe <sup>1</sup>
<b>MARKET VALUE OF AGRICULTURAL PRODUCTS SOLD (\$1,000)</b>					
Total value of agricultural products sold	66,673	18	88	855	3,075
Value of crops including nursery and greenhouse	34,676	27	88	755	3,070
Value of livestock, poultry, and their products	31,997	15	88	887	3,070
<b>VALUE OF SALES BY COMMODITY GROUP (\$1,000)</b>					
Grains, oilseeds, dry beans, and dry peas	33,937	14	88	422	2,871
Tobacco	-	-	24	-	560
Cotton and cottonseed	-	-	-	-	656
Vegetables, melons, potatoes, and sweet potatoes	(D)	(D)	88	(D)	2,747
Fruits, tree nuts, and berries	(D)	(D)	88	(D)	2,638
Nursery, greenhouse, floriculture, and sod	(D)	(D)	87	(D)	2,708
Cut Christmas trees and short rotation woody crops	(D)	(D)	81	(D)	1,774
Other crops and hay	432	82	88	2,039	3,046
Poultry and eggs	(D)	(D)	88	(D)	2,918
Cattle and calves	(D)	(D)	88	(D)	3,053
Milk and other dairy products from cows	7,855	18	87	456	2,493
Hogs and pigs	(D)	(D)	88	(D)	2,919
Sheep, goats, and their products	7	87	88	2,467	2,997
Horses, ponies, mules, burros, and donkeys	126	69	88	1,563	3,014
Aquaculture	-	-	39	-	1,520
Other animals and other animal products	192	18	88	609	2,727
<b>TOP LIVESTOCK INVENTORY ITEMS (number)</b>					
Turkeys	(D)	3	81	(D)	2,328
Hogs and pigs	(D)	34	88	(D)	2,926
Cattle and calves	5,393	67	88	2,480	3,059
Colonies of bees	2,104	1	88	270	2,392
Layers 20 weeks old and older	535	84	88	1,852	2,983
<b>TOP CROP ITEMS (acres)</b>					
Soybeans	127,053	6	88	130	2,076
Corn for grain	48,310	30	88	512	2,592
All Wheat for grain	27,812	6	88	380	2,517
Forage - land used for all hay and haylage, grass silage, and greenchop	3,541	81	88	2,511	3,059
Corn for silage	1,607	44	87	866	2,307

**Other County Highlights**

Economic Characteristics	Quantity
Farms by value of sales	
Less than \$1,000	145
\$1,000 to \$2,499	77
\$2,500 to \$4,999	48
\$5,000 to \$9,999	74
\$10,000 to \$19,999	54
\$20,000 to \$24,999	14
\$25,000 to \$39,999	49
\$40,000 to \$49,999	26
\$50,000 to \$99,999	55
\$100,000 to \$249,999	56
\$250,000 to \$499,999	38
\$500,000 or more	15
Total farm production expenses (\$1,000)	55,714
Average per farm (\$)	85,714
Net cash farm income of operation (\$1,000)	15,208
Average per farm (\$)	23,397

Operator Characteristics	Quantity
Principal operators by primary occupation:	
Farming	418
Other	233
Principal operators by sex:	
Male	595
Female	56
Average age of principal operator (years)	53.7
All operators <sup>2</sup> by race:	
White	874
Black or African American	9
American Indian or Alaska Native	2
Native Hawaiian or Other Pacific Islander	-
Asian	-
More than one race	-
All operators <sup>2</sup> of Spanish, Hispanic, or Latino Origin	11

(D) Cannot be disclosed. (Z) Less than half of the unit shown. See "Census of Agriculture, Volume 1, Geographic Area Series" for complete footnotes.

<sup>1</sup> Universe is number of counties in state or U.S. with item.

<sup>2</sup> Data were collected for a maximum of three operators per farm.