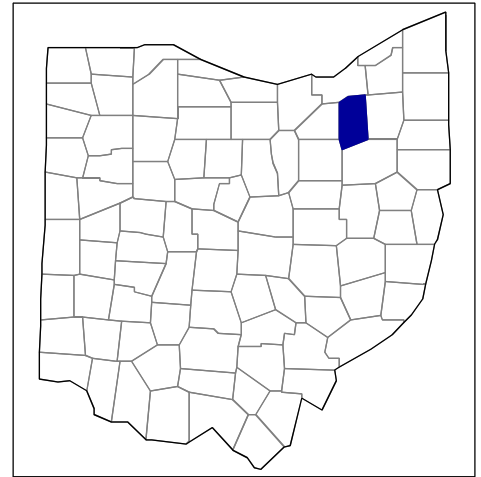




2002 Census of Agriculture County Profile

Summit, Ohio



Number of farms

377 farms in 2002, 309 farms in 1997, up 22 percent.

Land in farms

21,117 acres in 2002, 19,280 acres in 1997, up 10 percent.

Average size of farm

56 acres in 2002, 62 acres in 1997, down 10 percent.

Market Value of Production

\$11,044,000 in 2002, \$10,380,000 in 1997, up 6 percent.

Crop sales accounted for \$10,011,000 of the total value in 2002.

Livestock sales accounted for \$1,033,000 of the total value in 2002.

Market Value of Production, average per farm

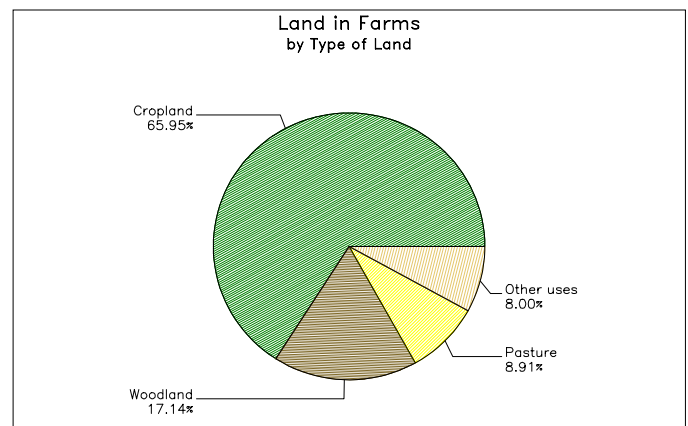
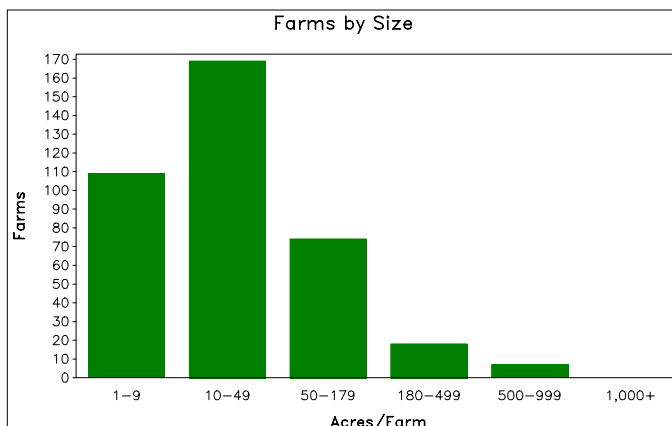
\$29,294 in 2002, \$33,591 in 1997, down 13 percent.

Government Payments

\$115,000 in 2002, \$88,000 in 1997, up 31 percent.

Government Payments, average per farm receiving payments

\$4,584 in 2002, \$2,514 in 1997, up 82 percent.



**2002 Census of Agriculture
County Profile
United States Department of Agriculture, Ohio Agricultural Statistics Service**

Summit, Ohio

Ranked items among the 88 state counties and 3,078 U.S. counties, 2002

Item	Quantity	State Rank	Universe ¹	U.S. Rank	Universe ¹
MARKET VALUE OF AGRICULTURAL PRODUCTS SOLD (\$1,000)					
Total value of agricultural products sold	11,044	78	88	2,461	3,075
Value of crops including nursery and greenhouse	10,011	70	88	1,650	3,070
Value of livestock, poultry, and their products	1,033	85	88	2,866	3,070
VALUE OF SALES BY COMMODITY GROUP (\$1,000)					
Grains, oilseeds, dry beans, and dry peas	621	77	88	1,933	2,871
Tobacco	-	-	24	-	560
Cotton and cottonseed	-	-	-	-	656
Vegetables, melons, potatoes, and sweet potatoes	1,322	24	88	665	2,747
Fruits, tree nuts, and berries	307	30	88	723	2,638
Nursery, greenhouse, floriculture, and sod	6,961	20	87	354	2,708
Cut Christmas trees and short rotation woody crops	493	5	81	111	1,774
Other crops and hay	308	85	88	2,289	3,046
Poultry and eggs	(D)	(D)	88	(D)	2,918
Cattle and calves	278	86	88	2,864	3,053
Milk and other dairy products from cows	(D)	(D)	87	(D)	2,493
Hogs and pigs	47	80	88	1,722	2,919
Sheep, goats, and their products	23	77	88	1,811	2,997
Horses, ponies, mules, burros, and donkeys	312	37	88	700	3,014
Aquaculture	(D)	(D)	39	(D)	1,520
Other animals and other animal products	47	47	88	1,164	2,727
TOP LIVESTOCK INVENTORY ITEMS (number)					
Horses and ponies	1,356	42	88	887	3,065
Layers 20 weeks old and older	1,303	57	88	1,205	2,983
Cattle and calves	1,244	85	88	2,901	3,059
Broilers and other meat-type chickens	447	32	85	1,146	2,599
Turkeys ³	(D)	(D)	81	(D)	2,328
TOP CROP ITEMS (acres)					
Soybeans	3,333	71	88	1,279	2,076
Forage - land used for all hay and haylage, grass silage, and greenchop	2,914	86	88	2,604	3,059
Corn for grain	1,133	82	88	1,765	2,592
All Vegetables harvested	611	24	88	582	2,710
All Wheat for grain	463	75	88	1,806	2,517

Other County Highlights

Economic Characteristics	Quantity	Operator Characteristics	Quantity
Farms by value of sales		Principal operators by primary occupation:	
Less than \$1,000	122	Farming	184
\$1,000 to \$2,499	56	Other	193
\$2,500 to \$4,999	46	Principal operators by sex:	
\$5,000 to \$9,999	49	Male	272
\$10,000 to \$19,999	30	Female	105
\$20,000 to \$24,999	9	Average age of principal operator (years)	52.2
\$25,000 to \$39,999	14	All operators ² by race:	
\$40,000 to \$49,999	8	White	621
\$50,000 to \$99,999	18	Black or African American	2
\$100,000 to \$249,999	15	American Indian or Alaska Native	-
\$250,000 to \$499,999	7	Native Hawaiian or Other Pacific Islander	-
\$500,000 or more	3	Asian	2
Total farm production expenses (\$1,000)	9,535	More than one race	-
Average per farm (\$)	25,293	All operators ² of Spanish, Hispanic, or Latino Origin	12
Net cash farm income of operation (\$1,000)	2,671		
Average per farm (\$)	7,084		

(D) Cannot be disclosed. (Z) Less than half of the unit shown. See "Census of Agriculture, Volume 1, Geographic Area Series" for complete footnotes.

¹ Universe is number of counties in state or U.S. with item.

² Data were collected for a maximum of three operators per farm.

³ Items with a rank that cannot be disclosed are separated by a blank line, position in table does not indicate rank.