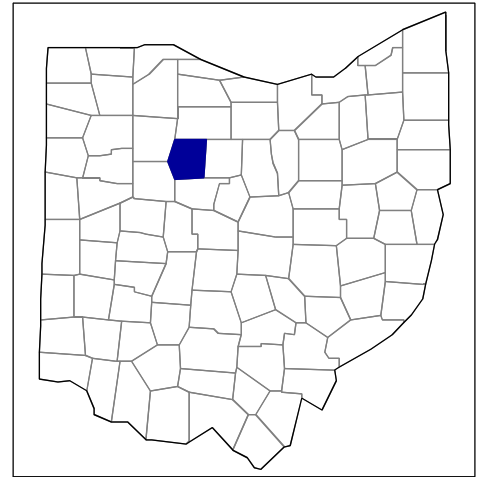




# 2002 Census of Agriculture County Profile

## Wyandot, Ohio



### Number of farms

607 farms in 2002, 661 farms in 1997, down 8 percent.

### Land in farms

201,146 acres in 2002, 210,570 acres in 1997, down 4 percent.

### Average size of farm

331 acres in 2002, 319 acres in 1997, up 4 percent.

### Market Value of Production

\$72,144,000 in 2002, \$63,614,000 in 1997, up 13 percent.

Crop sales accounted for \$25,738,000 of the total value in 2002.

Livestock sales accounted for \$46,407,000 of the total value in 2002.

### Market Value of Production, average per farm

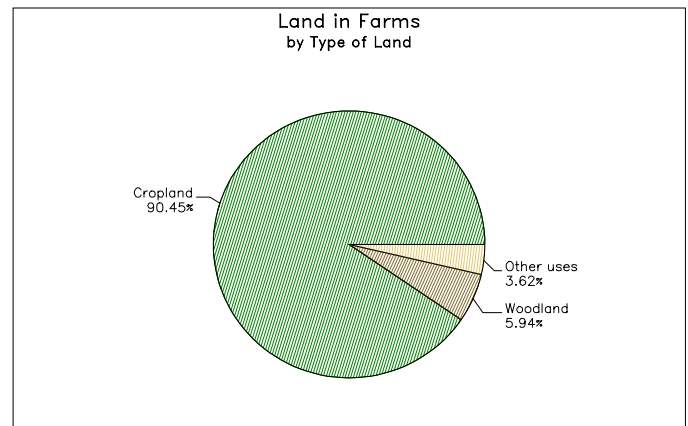
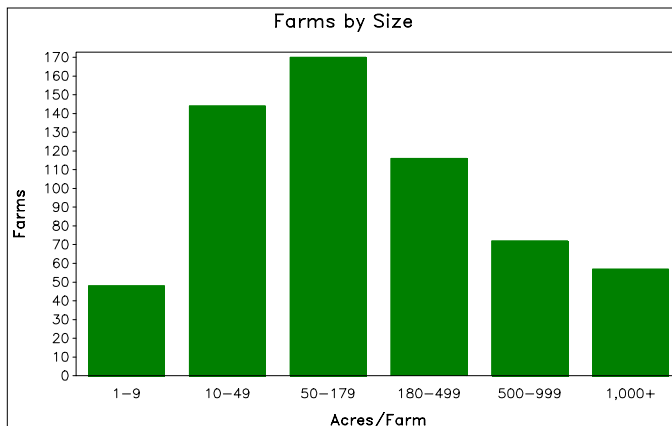
\$118,854 in 2002, \$96,239 in 1997, up 23 percent.

### Government Payments

\$3,278,000 in 2002, \$2,694,000 in 1997, up 22 percent.

### Government Payments, average per farm receiving payments

\$9,030 in 2002, \$6,000 in 1997, up 51 percent.



**2002 Census of Agriculture  
County Profile  
United States Department of Agriculture, Ohio Agricultural Statistics Service**

**Wyandot, Ohio**

**Ranked items among the 88 state counties and 3,078 U.S. counties, 2002**

Item	Quantity	State Rank	Universe <sup>1</sup>	U.S. Rank	Universe <sup>1</sup>
<b>MARKET VALUE OF AGRICULTURAL PRODUCTS SOLD (\$1,000)</b>					
Total value of agricultural products sold	72,144	12	88	778	3,075
Value of crops including nursery and greenhouse	25,738	46	88	982	3,070
Value of livestock, poultry, and their products	46,407	8	88	611	3,070
<b>VALUE OF SALES BY COMMODITY GROUP (\$1,000)</b>					
Grains, oilseeds, dry beans, and dry peas	24,801	33	88	571	2,871
Tobacco	-	-	24	-	560
Cotton and cottonseed	-	-	-	-	656
Vegetables, melons, potatoes, and sweet potatoes	(D)	(D)	88	(D)	2,747
Fruits, tree nuts, and berries	(D)	(D)	88	(D)	2,638
Nursery, greenhouse, floriculture, and sod	321	76	87	1,626	2,708
Cut Christmas trees and short rotation woody crops	(D)	(D)	81	(D)	1,774
Other crops and hay	485	78	88	1,926	3,046
Poultry and eggs	(D)	(D)	88	(D)	2,918
Cattle and calves	2,266	58	88	2,084	3,053
Milk and other dairy products from cows	1,884	59	87	1,057	2,493
Hogs and pigs	(D)	(D)	88	(D)	2,919
Sheep, goats, and their products	49	64	88	1,285	2,997
Horses, ponies, mules, burros, and donkeys	13	88	88	2,869	3,014
Aquaculture	-	-	39	-	1,520
Other animals and other animal products	4	83	88	2,133	2,727
<b>TOP LIVESTOCK INVENTORY ITEMS (number)</b>					
Layers 20 weeks old and older	(D)	4	88	(D)	2,983
Hogs and pigs	47,407	10	88	300	2,926
Ducks	(D)	2	87	(D)	2,630
Cattle and calves	4,249	78	88	2,596	3,059
Quail <sup>3</sup>	(D)	(D)	52	(D)	1,412
<b>TOP CROP ITEMS (acres)</b>					
Soybeans	87,632	24	88	323	2,076
Corn for grain	58,177	18	88	432	2,592
All Wheat for grain	21,580	9	88	437	2,517
Forage - land used for all hay and haylage, grass silage, and greenchop	3,528	82	88	2,514	3,059
Corn for silage	2,005	36	87	755	2,307

**Other County Highlights**

Economic Characteristics	Quantity	Operator Characteristics	Quantity
Farms by value of sales		Principal operators by primary occupation:	
Less than \$1,000	148	Farming	393
\$1,000 to \$2,499	50	Other	214
\$2,500 to \$4,999	50	Principal operators by sex:	
\$5,000 to \$9,999	54	Male	570
\$10,000 to \$19,999	65	Female	37
\$20,000 to \$24,999	21	Average age of principal operator (years)	53.7
\$25,000 to \$39,999	31	All operators <sup>2</sup> by race:	
\$40,000 to \$49,999	16	White	855
\$50,000 to \$99,999	66	Black or African American	-
\$100,000 to \$249,999	59	American Indian or Alaska Native	-
\$250,000 to \$499,999	31	Native Hawaiian or Other Pacific Islander	-
\$500,000 or more	16	Asian	1
Total farm production expenses (\$1,000)	53,167	More than one race	-
Average per farm (\$)	87,445	All operators <sup>2</sup> of Spanish, Hispanic, or Latino Origin	6
Net cash farm income of operation (\$1,000)	23,191		
Average per farm (\$)	38,144		

(D) Cannot be disclosed. (Z) Less than half of the unit shown. See "Census of Agriculture, Volume 1, Geographic Area Series" for complete footnotes.

<sup>1</sup> Universe is number of counties in state or U.S. with item.

<sup>2</sup> Data were collected for a maximum of three operators per farm.

<sup>3</sup> Items with a rank that cannot be disclosed are separated by a blank line, position in table does not indicate rank.