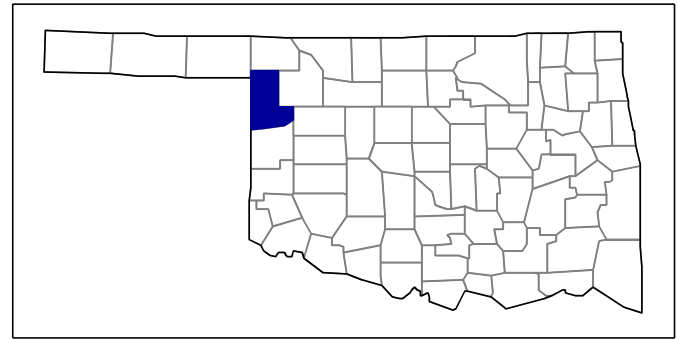




# 2002 Census of Agriculture County Profile



## Ellis, Oklahoma

### Number of farms

727 farms in 2002, 666 farms in 1997, up 9 percent.

### Land in farms

672,764 acres in 2002, 657,651 acres in 1997, up 2 percent.

### Average size of farm

925 acres in 2002, 987 acres in 1997, down 6 percent.

### Market Value of Production

\$42,566,000 in 2002, \$35,073,000 in 1997, up 21 percent.

Crop sales accounted for \$4,113,000 of the total value in 2002.

Livestock sales accounted for \$38,452,000 of the total value in 2002.

### Market Value of Production, average per farm

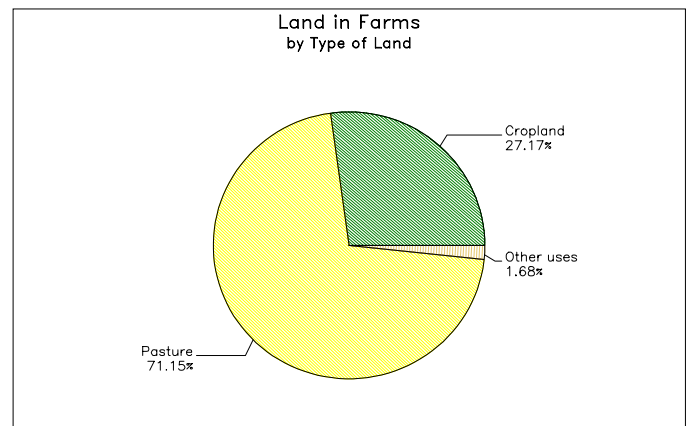
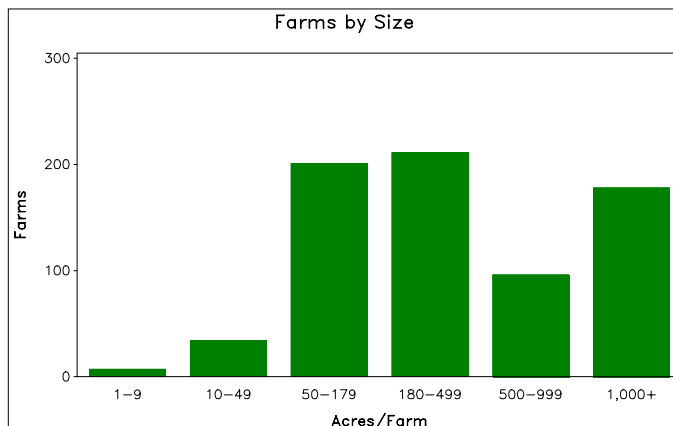
\$58,550 in 2002, \$52,663 in 1997, up 11 percent.

### Government Payments

\$3,277,000 in 2002, \$2,453,000 in 1997, up 34 percent.

### Government Payments, average per farm receiving payments

\$6,647 in 2002, \$6,758 in 1997, down 2 percent.



**2002 Census of Agriculture  
County Profile  
United States Department of Agriculture, Oklahoma Agricultural Statistics Service**

**Ellis, Oklahoma**

**Ranked items among the 77 state counties and 3,078 U.S. counties, 2002**

Item	Quantity	State Rank	Universe <sup>1</sup>	U.S. Rank	Universe <sup>1</sup>
<b>MARKET VALUE OF AGRICULTURAL PRODUCTS SOLD (\$1,000)</b>					
Total value of agricultural products sold	42,566	35	77	1,354	3,075
Value of crops including nursery and greenhouse	4,113	47	77	2,183	3,070
Value of livestock, poultry, and their products	38,452	28	77	761	3,070
<b>VALUE OF SALES BY COMMODITY GROUP (\$1,000)</b>					
Grains, oilseeds, dry beans, and dry peas	2,068	40	76	1,548	2,871
Tobacco	-	-	-	-	560
Cotton and cottonseed	-	-	25	-	656
Vegetables, melons, potatoes, and sweet potatoes	-	-	73	-	2,747
Fruits, tree nuts, and berries	-	-	68	-	2,638
Nursery, greenhouse, floriculture, and sod	-	-	69	-	2,708
Cut Christmas trees and short rotation woody crops	-	-	33	-	1,774
Other crops and hay	2,045	24	77	620	3,046
Poultry and eggs	(D)	(D)	75	(D)	2,918
Cattle and calves	32,050	18	77	280	3,053
Milk and other dairy products from cows	818	37	73	1,448	2,493
Hogs and pigs	5,445	13	77	448	2,919
Sheep, goats, and their products	14	71	76	2,102	2,997
Horses, ponies, mules, burros, and donkeys	121	63	77	1,605	3,014
Aquaculture	-	-	29	-	1,520
Other animals and other animal products	(D)	(D)	72	(D)	2,727
<b>TOP LIVESTOCK INVENTORY ITEMS (number)</b>					
Cattle and calves	62,954	39	77	389	3,059
Hogs and pigs	12,290	16	77	656	2,926
Horses and ponies	798	65	77	1,569	3,065
Sheep and lambs	422	54	76	1,545	2,867
Layers 20 weeks old and older	233	68	77	2,391	2,983
<b>TOP CROP ITEMS (acres)</b>					
All Wheat for grain	30,253	29	76	360	2,517
Forage - land used for all hay and haylage, grass silage, and greenchop	23,605	69	77	952	3,059
Sorghum for grain	2,838	18	61	316	1,307
Sorghum for silage	435	13	46	227	1,387
Rye for grain	295	25	52	236	1,204

**Other County Highlights**

Economic Characteristics	Quantity	Operator Characteristics	Quantity
Farms by value of sales		Principal operators by primary occupation:	
Less than \$1,000	281	Farming	432
\$1,000 to \$2,499	27	Other	295
\$2,500 to \$4,999	44		
\$5,000 to \$9,999	74	Principal operators by sex:	
\$10,000 to \$19,999	83	Male	601
\$20,000 to \$24,999	19	Female	126
\$25,000 to \$39,999	56		
\$40,000 to \$49,999	26	Average age of principal operator (years)	59.0
\$50,000 to \$99,999	59		
\$100,000 to \$249,999	37	All operators <sup>2</sup> by race:	
\$250,000 to \$499,999	8	White	941
\$500,000 or more	13	Black or African American	-
Total farm production expenses (\$1,000)	43,094	American Indian or Alaska Native	9
Average per farm (\$)	59,440	Native Hawaiian or Other Pacific Islander	-
		Asian	-
Net cash farm income of operation (\$1,000)	6,242	More than one race	16
Average per farm (\$)	8,610	All operators <sup>2</sup> of Spanish, Hispanic, or Latino Origin	26

(D) Cannot be disclosed. (Z) Less than half of the unit shown. See "Census of Agriculture, Volume 1, Geographic Area Series" for complete footnotes.

<sup>1</sup> Universe is number of counties in state or U.S. with item.

<sup>2</sup> Data were collected for a maximum of three operators per farm.