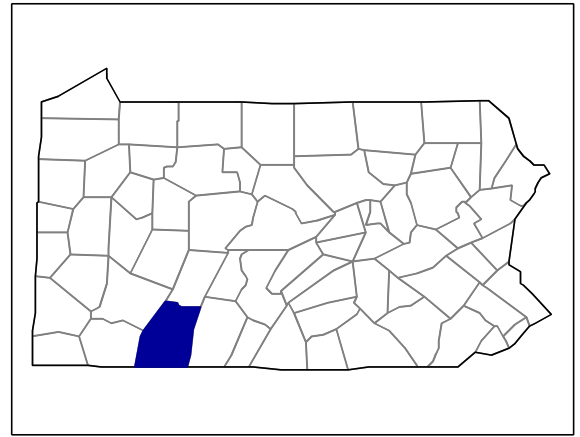




# 2002 Census of Agriculture County Profile

## Somerset, Pennsylvania



### Number of farms

1,194 farms in 2002, 1,227 farms in 1997, down 3 percent.

### Land in farms

223,323 acres in 2002, 222,033 acres in 1997, up 1 percent.

### Average size of farm

187 acres in 2002, 181 acres in 1997, up 3 percent.

### Market Value of Production

\$65,804,000 in 2002, \$63,298,000 in 1997, up 4 percent.

Crop sales accounted for \$8,856,000 of the total value in 2002.

Livestock sales accounted for \$56,948,000 of the total value in 2002.

### Market Value of Production, average per farm

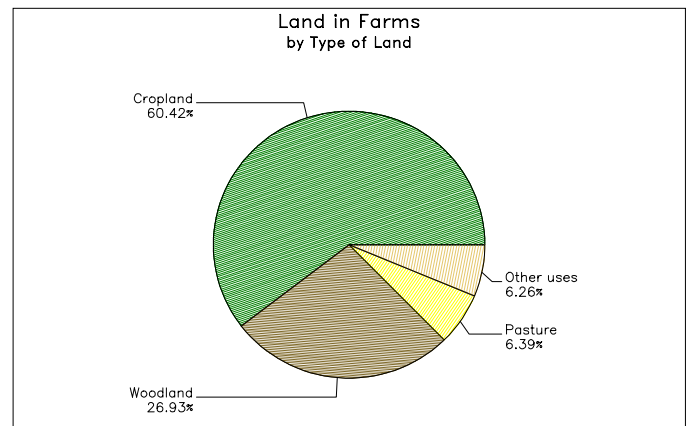
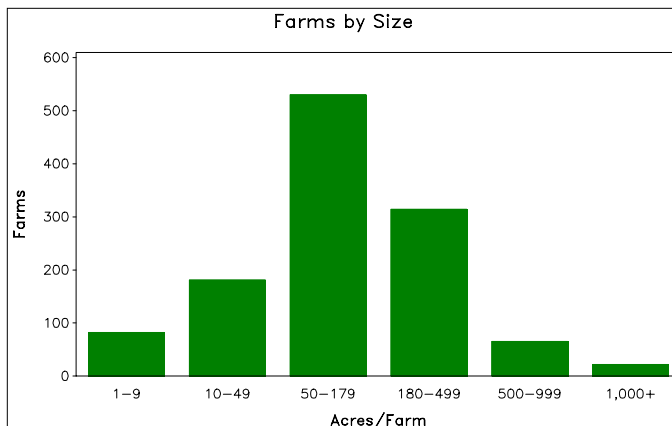
\$55,112 in 2002, \$51,588 in 1997, up 7 percent.

### Government Payments

\$2,646,000 in 2002, \$741,000 in 1997, up 257 percent.

### Government Payments, average per farm receiving payments

\$7,760 in 2002, \$2,293 in 1997, up 238 percent.



**2002 Census of Agriculture  
County Profile  
United States Department of Agriculture, Pennsylvania Agricultural Statistics Service**

**Somerset, Pennsylvania**

**Ranked items among the 67 state counties and 3,078 U.S. counties, 2002**

Item	Quantity	State Rank	Universe <sup>1</sup>	U.S. Rank	Universe <sup>1</sup>
<b>MARKET VALUE OF AGRICULTURAL PRODUCTS SOLD (\$1,000)</b>					
Total value of agricultural products sold	65,804	15	67	875	3,075
Value of crops including nursery and greenhouse	8,856	32	67	1,745	3,070
Value of livestock, poultry, and their products	56,948	15	66	476	3,070
<b>VALUE OF SALES BY COMMODITY GROUP (\$1,000)</b>					
Grains, oilseeds, dry beans, and dry peas	2,282	30	65	1,516	2,871
Tobacco	-	-	19	-	560
Cotton and cottonseed	-	-	-	-	656
Vegetables, melons, potatoes, and sweet potatoes	916	38	67	794	2,747
Fruits, tree nuts, and berries	(D)	(D)	66	(D)	2,638
Nursery, greenhouse, floriculture, and sod	2,571	32	66	698	2,708
Cut Christmas trees and short rotation woody crops	(D)	(D)	66	(D)	1,774
Other crops and hay	2,809	11	66	445	3,046
Poultry and eggs	(D)	(D)	66	(D)	2,918
Cattle and calves	9,998	11	66	997	3,053
Milk and other dairy products from cows	44,637	8	65	91	2,493
Hogs and pigs	233	36	66	1,213	2,919
Sheep, goats, and their products	349	5	66	258	2,997
Horses, ponies, mules, burros, and donkeys	106	40	65	1,718	3,014
Aquaculture	368	11	60	315	1,520
Other animals and other animal products	(D)	(D)	66	(D)	2,727
<b>TOP LIVESTOCK INVENTORY ITEMS (number)</b>					
Layers 20 weeks old and older	(D)	21	67	(D)	2,983
Cattle and calves	50,452	6	66	568	3,059
Sheep and lambs	2,164	17	67	520	2,867
Horses and ponies	2,119	13	66	433	3,065
Hogs and pigs	1,606	38	65	1,196	2,926
<b>TOP CROP ITEMS (acres)</b>					
Forage - land used for all hay and haylage, grass silage, and greenchop	60,122	7	66	183	3,059
Corn for silage	14,659	10	65	90	2,307
Corn for grain	14,057	21	66	919	2,592
Oats	7,284	1	64	37	2,215
Soybeans	1,478	39	58	1,449	2,076

**Other County Highlights**

Economic Characteristics	Quantity
Farms by value of sales	
Less than \$1,000	311
\$1,000 to \$2,499	134
\$2,500 to \$4,999	111
\$5,000 to \$9,999	103
\$10,000 to \$19,999	102
\$20,000 to \$24,999	26
\$25,000 to \$39,999	51
\$40,000 to \$49,999	41
\$50,000 to \$99,999	144
\$100,000 to \$249,999	116
\$250,000 to \$499,999	35
\$500,000 or more	20
Total farm production expenses (\$1,000)	58,753
Average per farm (\$)	48,920
Net cash farm income of operation (\$1,000)	13,060
Average per farm (\$)	10,874

Operator Characteristics	Quantity
Principal operators by primary occupation:	
Farming	707
Other	487
Principal operators by sex:	
Male	1,091
Female	103
Average age of principal operator (years)	52.4
All operators <sup>2</sup> by race:	
White	1,861
Black or African American	-
American Indian or Alaska Native	3
Native Hawaiian or Other Pacific Islander	-
Asian	-
More than one race	3
All operators <sup>2</sup> of Spanish, Hispanic, or Latino Origin	29

(D) Cannot be disclosed. (Z) Less than half of the unit shown. See "Census of Agriculture, Volume 1, Geographic Area Series" for complete footnotes.

<sup>1</sup> Universe is number of counties in state or U.S. with item.

<sup>2</sup> Data were collected for a maximum of three operators per farm.