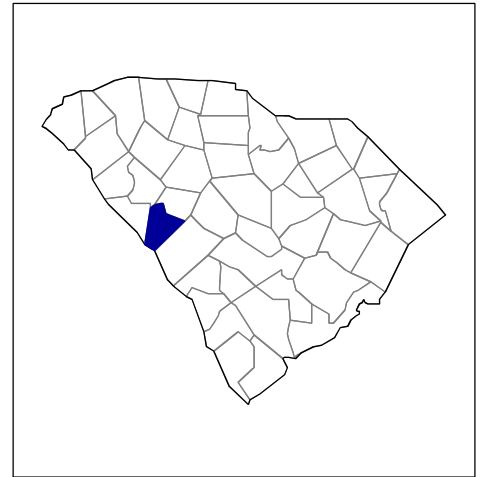




# 2002 Census of Agriculture County Profile

## Edgefield, South Carolina



### Number of farms

325 farms in 2002, 345 farms in 1997, down 6 percent.

### Land in farms

74,494 acres in 2002, 78,152 acres in 1997, down 5 percent.

### Average size of farm

229 acres in 2002, 227 acres in 1997, up 1 percent.

### Market Value of Production

\$48,554,000 in 2002, \$15,540,000 in 1997, up 212 percent.

Crop sales accounted for \$44,560,000 of the total value in 2002.

Livestock sales accounted for \$3,994,000 of the total value in 2002.

### Market Value of Production, average per farm

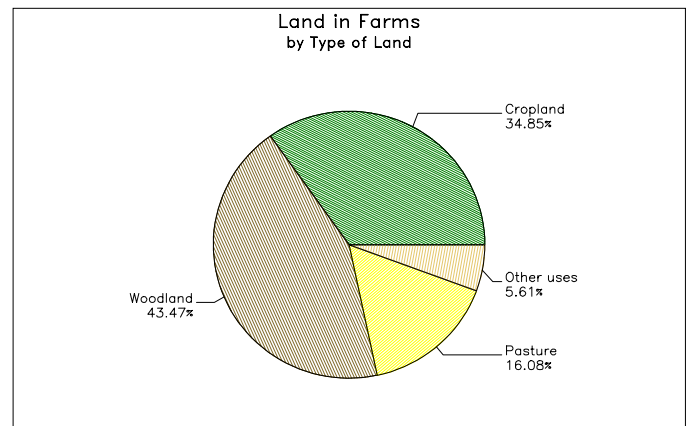
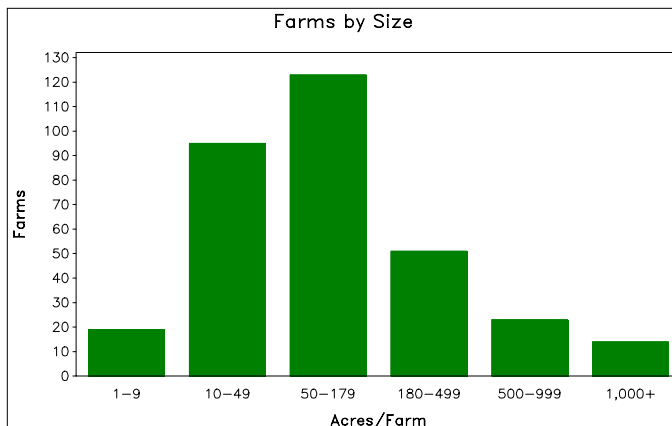
\$149,396 in 2002, \$45,042 in 1997, up 232 percent.

### Government Payments

\$397,000 in 2002, \$290,000 in 1997, up 37 percent.

### Government Payments, average per farm receiving payments

\$4,011 in 2002, \$3,498 in 1997, up 15 percent.



**2002 Census of Agriculture  
County Profile  
United States Department of Agriculture, South Carolina Agricultural Statistics Service**

**Edgefield, South Carolina**

**Ranked items among the 46 state counties and 3,078 U.S. counties, 2002**

Item	Quantity	State Rank	Universe <sup>1</sup>	U.S. Rank	Universe <sup>1</sup>
<b>MARKET VALUE OF AGRICULTURAL PRODUCTS SOLD (\$1,000)</b>					
Total value of agricultural products sold	48,554	14	46	1,206	3,075
Value of crops including nursery and greenhouse	44,560	1	46	546	3,070
Value of livestock, poultry, and their products	3,994	31	46	2,446	3,070
<b>VALUE OF SALES BY COMMODITY GROUP (\$1,000)</b>					
Grains, oilseeds, dry beans, and dry peas	306	28	46	2,142	2,871
Tobacco	-	-	19	-	560
Cotton and cottonseed	(D)	(D)	33	(D)	656
Vegetables, melons, potatoes, and sweet potatoes	760	17	46	849	2,747
Fruits, tree nuts, and berries	(D)	(D)	45	(D)	2,638
Nursery, greenhouse, floriculture, and sod	(D)	(D)	45	(D)	2,708
Cut Christmas trees and short rotation woody crops	(D)	(D)	38	(D)	1,774
Other crops and hay	604	13	46	1,730	3,046
Poultry and eggs	948	33	45	966	2,918
Cattle and calves	1,509	20	46	2,344	3,053
Milk and other dairy products from cows	1,355	10	34	1,218	2,493
Hogs and pigs	5	40	46	2,524	2,919
Sheep, goats, and their products	(D)	(D)	46	(D)	2,997
Horses, ponies, mules, burros, and donkeys	151	17	46	1,382	3,014
Aquaculture	(D)	(D)	26	(D)	1,520
Other animals and other animal products	19	8	36	1,567	2,727
<b>TOP LIVESTOCK INVENTORY ITEMS (number)</b>					
Layers 20 weeks old and older	55,400	16	44	494	2,983
Cattle and calves	9,507	16	46	2,092	3,059
All Goats	702	22	46	741	2,971
Horses and ponies	605	26	46	1,931	3,065
Rabbits	328	2	31	211	1,966
<b>TOP CROP ITEMS (acres)</b>					
Forage - land used for all hay and haylage, grass silage, and greenchop	6,132	20	46	2,161	3,059
Peaches	4,717	1	41	8	1,773
Rye for grain	995	3	38	54	1,204
Soybeans	752	29	42	1,592	2,076
Oats	698	10	45	671	2,215

**Other County Highlights**

Economic Characteristics	Quantity
Farms by value of sales	
Less than \$1,000	123
\$1,000 to \$2,499	54
\$2,500 to \$4,999	28
\$5,000 to \$9,999	45
\$10,000 to \$19,999	24
\$20,000 to \$24,999	10
\$25,000 to \$39,999	8
\$40,000 to \$49,999	-
\$50,000 to \$99,999	11
\$100,000 to \$249,999	7
\$250,000 to \$499,999	7
\$500,000 or more	8
Total farm production expenses (\$1,000)	34,958
Average per farm (\$)	106,907
Net cash farm income of operation (\$1,000)	15,270
Average per farm (\$)	46,696

Operator Characteristics	Quantity
Principal operators by primary occupation:	
Farming	146
Other	179
Principal operators by sex:	
Male	274
Female	51
Average age of principal operator (years)	57.1
All operators <sup>2</sup> by race:	
White	417
Black or African American	27
American Indian or Alaska Native	4
Native Hawaiian or Other Pacific Islander	1
Asian	-
More than one race	-
All operators <sup>2</sup> of Spanish, Hispanic, or Latino Origin	4

(D) Cannot be disclosed. (Z) Less than half of the unit shown. See "Census of Agriculture, Volume 1, Geographic Area Series" for complete footnotes.

<sup>1</sup> Universe is number of counties in state or U.S. with item.

<sup>2</sup> Data were collected for a maximum of three operators per farm.