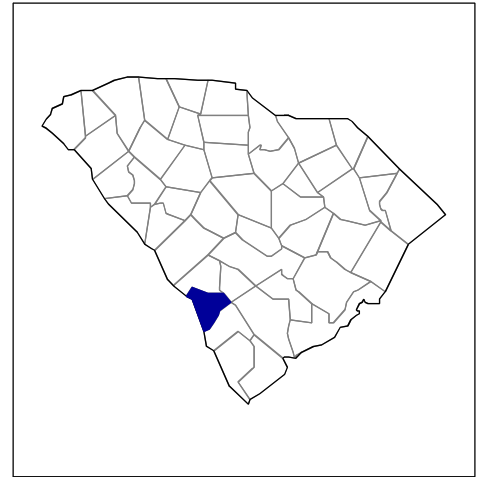


2002 Census of Agriculture County Profile

Allendale, South Carolina



Number of farms

156 farms in 2002, 165 farms in 1997, down 5 percent.

Land in farms

107,703 acres in 2002, 96,308 acres in 1997, up 12 percent.

Average size of farm

690 acres in 2002, 584 acres in 1997, up 18 percent.

Market Value of Production

\$10,379,000 in 2002, \$13,956,000 in 1997, down 26 percent.

Crop sales accounted for \$8,326,000 of the total value in 2002.

Livestock sales accounted for \$2,053,000 of the total value in 2002.

Market Value of Production, average per farm

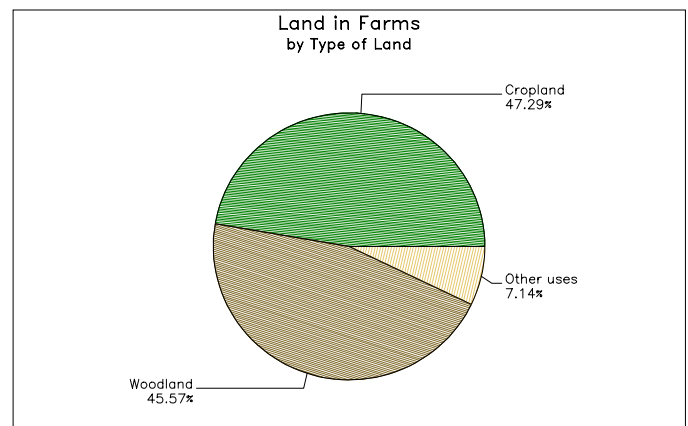
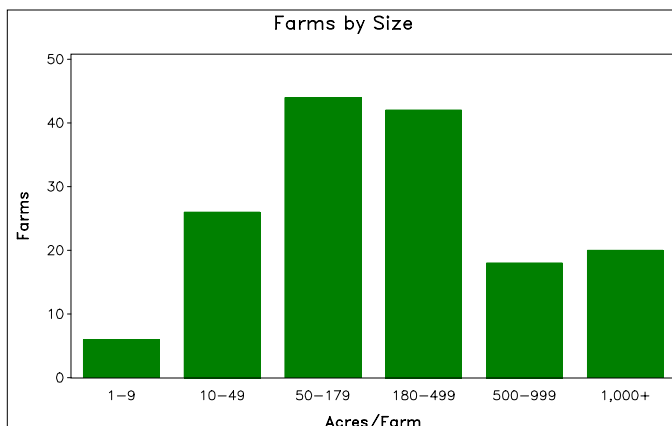
\$66,534 in 2002, \$84,584 in 1997, down 21 percent.

Government Payments

\$1,174,000 in 2002, \$656,000 in 1997, up 79 percent.

Government Payments, average per farm receiving payments

\$11,177 in 2002, \$6,906 in 1997, up 62 percent.



**2002 Census of Agriculture
County Profile
United States Department of Agriculture, South Carolina Agricultural Statistics Service**

Allendale, South Carolina

Ranked items among the 46 state counties and 3,078 U.S. counties, 2002

Item	Quantity	State Rank	Universe ¹	U.S. Rank	Universe ¹
MARKET VALUE OF AGRICULTURAL PRODUCTS SOLD (\$1,000)					
Total value of agricultural products sold	10,379	37	46	2,489	3,075
Value of crops including nursery and greenhouse	8,326	24	46	1,782	3,070
Value of livestock, poultry, and their products	2,053	38	46	2,701	3,070
VALUE OF SALES BY COMMODITY GROUP (\$1,000)					
Grains, oilseeds, dry beans, and dry peas	4,262	9	46	1,302	2,871
Tobacco	-	-	19	-	560
Cotton and cottonseed	501	15	33	418	656
Vegetables, melons, potatoes, and sweet potatoes	1,785	10	46	558	2,747
Fruits, tree nuts, and berries	(D)	(D)	45	(D)	2,638
Nursery, greenhouse, floriculture, and sod	-	-	45	-	2,708
Cut Christmas trees and short rotation woody crops	-	-	38	-	1,774
Other crops and hay	(D)	(D)	46	(D)	3,046
Poultry and eggs	(D)	(D)	45	(D)	2,918
Cattle and calves	1,924	13	46	2,199	3,053
Milk and other dairy products from cows	-	-	34	-	2,493
Hogs and pigs	(D)	(D)	46	(D)	2,919
Sheep, goats, and their products	(D)	(D)	46	(D)	2,997
Horses, ponies, mules, burros, and donkeys	123	18	46	1,578	3,014
Aquaculture	-	-	26	-	1,520
Other animals and other animal products	-	-	36	-	2,727
TOP LIVESTOCK INVENTORY ITEMS (number)					
Cattle and calves	6,604	23	46	2,364	3,059
Horses and ponies	335	35	46	2,528	3,065
All Goats	306	39	46	1,472	2,971
Layers 20 weeks old and older	41	44	44	2,869	2,983
Hogs and pigs ³	(D)	(D)	46	(D)	2,926
TOP CROP ITEMS (acres)					
Soybeans	13,031	12	42	964	2,076
Corn for grain	10,244	9	44	1,049	2,592
All Wheat for grain	9,191	7	45	678	2,517
All Cotton	2,593	17	33	393	663
Forage - land used for all hay and haylage, grass silage, and greenchop	2,352	37	46	2,687	3,059

Other County Highlights

Economic Characteristics	Quantity	Operator Characteristics	Quantity
Farms by value of sales		Principal operators by primary occupation:	
Less than \$1,000	94	Farming	72
\$1,000 to \$2,499	13	Other	84
\$2,500 to \$4,999	7		
\$5,000 to \$9,999	11	Principal operators by sex:	
\$10,000 to \$19,999	7	Male	130
\$20,000 to \$24,999	-	Female	26
\$25,000 to \$39,999	4		
\$40,000 to \$49,999	2	Average age of principal operator (years)	58.6
\$50,000 to \$99,999	2		
\$100,000 to \$249,999	6	All operators ² by race:	
\$250,000 to \$499,999	4	White	170
\$500,000 or more	6	Black or African American	31
Total farm production expenses (\$1,000)	15,461	American Indian or Alaska Native	-
Average per farm (\$)	100,399	Native Hawaiian or Other Pacific Islander	-
		Asian	-
Net cash farm income of operation (\$1,000)	-3,398	More than one race	-
Average per farm (\$)	-22,062	All operators ² of Spanish, Hispanic, or Latino Origin	-

(D) Cannot be disclosed. (Z) Less than half of the unit shown. See "Census of Agriculture, Volume 1, Geographic Area Series" for complete footnotes.

¹ Universe is number of counties in state or U.S. with item.

² Data were collected for a maximum of three operators per farm.

³ Items with a rank that cannot be disclosed are separated by a blank line, position in table does not indicate rank.