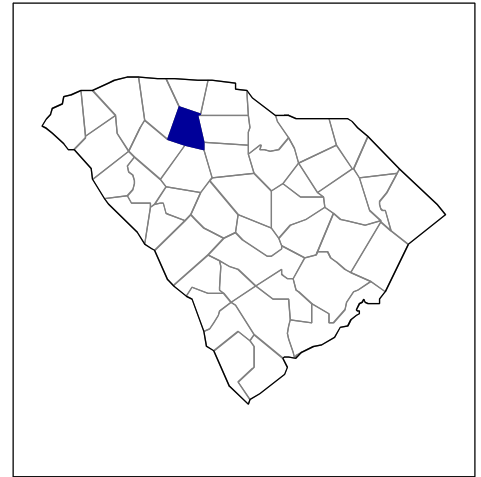




# 2002 Census of Agriculture County Profile

## Union, South Carolina



### Number of farms

299 farms in 2002, 327 farms in 1997, down 9 percent.

### Land in farms

50,929 acres in 2002, 58,478 acres in 1997, down 13 percent.

### Average size of farm

170 acres in 2002, 179 acres in 1997, down 5 percent.

### Market Value of Production

\$1,723,000 in 2002, \$1,956,000 in 1997, down 12 percent.

Crop sales accounted for (D) of the total value in 2002.

Livestock sales accounted for (D) of the total value in 2002.

### Market Value of Production, average per farm

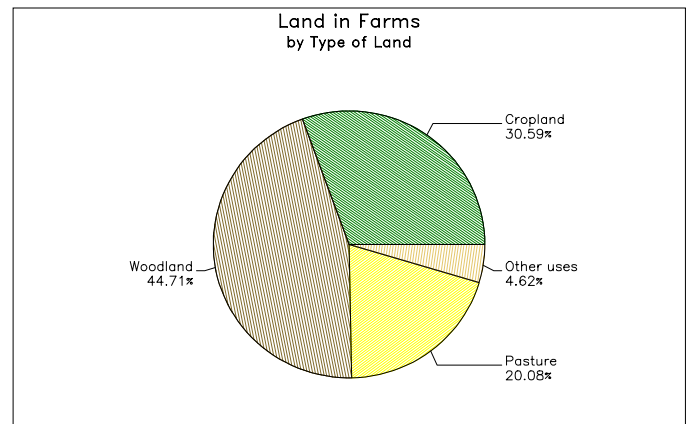
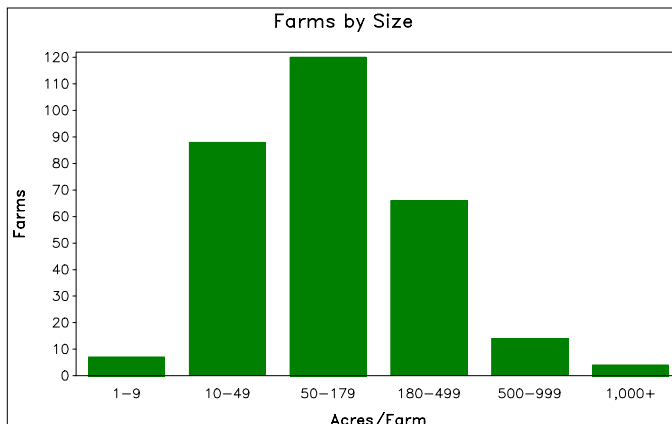
\$5,763 in 2002, \$5,981 in 1997, down 4 percent.

### Government Payments

\$67,000 in 2002, \$87,000 in 1997, down 23 percent.

### Government Payments, average per farm receiving payments

\$1,448 in 2002, \$3,010 in 1997, down 52 percent.



**2002 Census of Agriculture  
County Profile  
United States Department of Agriculture, South Carolina Agricultural Statistics Service**

**Union, South Carolina**

**Ranked items among the 46 state counties and 3,078 U.S. counties, 2002**

Item	Quantity	State Rank	Universe <sup>1</sup>	U.S. Rank	Universe <sup>1</sup>
<b>MARKET VALUE OF AGRICULTURAL PRODUCTS SOLD (\$1,000)</b>					
Total value of agricultural products sold	1,723	45	46	2,961	3,075
Value of crops including nursery and greenhouse	(D)	(D)	46	(D)	3,070
Value of livestock, poultry, and their products	(D)	(D)	46	(D)	3,070
<b>VALUE OF SALES BY COMMODITY GROUP (\$1,000)</b>					
Grains, oilseeds, dry beans, and dry peas	(D)	(D)	46	(D)	2,871
Tobacco	-	-	19	-	560
Cotton and cottonseed	-	-	33	-	656
Vegetables, melons, potatoes, and sweet potatoes	52	42	46	2,031	2,747
Fruits, tree nuts, and berries	(D)	(D)	45	(D)	2,638
Nursery, greenhouse, floriculture, and sod	(D)	(D)	45	(D)	2,708
Cut Christmas trees and short rotation woody crops	-	-	38	-	1,774
Other crops and hay	(D)	(D)	46	(D)	3,046
Poultry and eggs	5	42	45	2,182	2,918
Cattle and calves	(D)	(D)	46	(D)	3,053
Milk and other dairy products from cows	(D)	(D)	34	(D)	2,493
Hogs and pigs	1	45	46	2,806	2,919
Sheep, goats, and their products	2	42	46	2,794	2,997
Horses, ponies, mules, burros, and donkeys	39	35	46	2,477	3,014
Aquaculture	-	-	26	-	1,520
Other animals and other animal products	-	-	36	-	2,727
<b>TOP LIVESTOCK INVENTORY ITEMS (number)</b>					
Cattle and calves	7,134	22	46	2,319	3,059
Layers 20 weeks old and older	555	33	44	1,817	2,983
Horses and ponies	306	36	46	2,609	3,065
All Goats	(D)	45	46	(D)	2,971
Hogs and pigs	60	42	46	2,521	2,926
<b>TOP CROP ITEMS (acres)</b>					
Forage - land used for all hay and haylage, grass silage, and greenchop	5,492	22	46	2,242	3,059
Short-rotation woody crops	276	23	41	223	1,262
All Wheat for grain	(D)	39	45	(D)	2,517
All Vegetables harvested	62	36	46	1,485	2,710
Nursery stock <sup>3</sup>	(D)	(D)	42	(D)	2,129

**Other County Highlights**

Economic Characteristics	Quantity	Operator Characteristics	Quantity
Farms by value of sales		Principal operators by primary occupation:	
Less than \$1,000	129	Farming	147
\$1,000 to \$2,499	56	Other	152
\$2,500 to \$4,999	32	Principal operators by sex:	
\$5,000 to \$9,999	40	Male	279
\$10,000 to \$19,999	22	Female	20
\$20,000 to \$24,999	4	Average age of principal operator (years)	58.8
\$25,000 to \$39,999	7	All operators <sup>2</sup> by race:	
\$40,000 to \$49,999	6	White	368
\$50,000 to \$99,999	1	Black or African American	18
\$100,000 to \$249,999	2	American Indian or Alaska Native	3
\$250,000 to \$499,999	-	Native Hawaiian or Other Pacific Islander	-
\$500,000 or more	-	Asian	-
Total farm production expenses (\$1,000)	3,388	More than one race	-
Average per farm (\$)	11,255	All operators <sup>2</sup> of Spanish, Hispanic, or Latino Origin	3
Net cash farm income of operation (\$1,000)	-1,787		
Average per farm (\$)	-5,938		

(D) Cannot be disclosed. (Z) Less than half of the unit shown. See "Census of Agriculture, Volume 1, Geographic Area Series" for complete footnotes.

<sup>1</sup> Universe is number of counties in state or U.S. with item.

<sup>2</sup> Data were collected for a maximum of three operators per farm.

<sup>3</sup> Items with a rank that cannot be disclosed are separated by a blank line, position in table does not indicate rank.