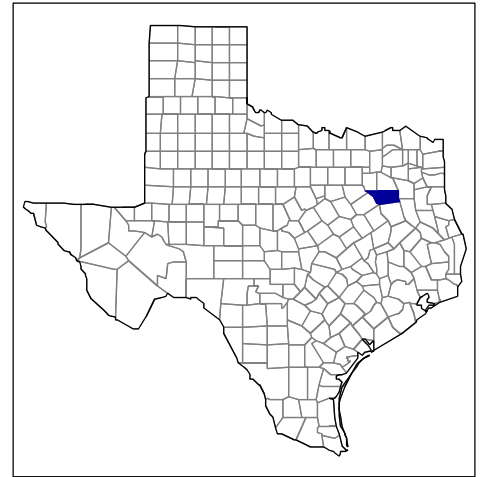




2002 Census of Agriculture County Profile

Henderson, Texas



Number of farms

1,798 farms in 2002, 1,893 farms in 1997, down 5 percent.

Land in farms

340,869 acres in 2002, 365,849 acres in 1997, down 7 percent.

Average size of farm

190 acres in 2002, 193 acres in 1997, down 2 percent.

Market Value of Production

\$43,219,000 in 2002, \$29,528,000 in 1997, up 46 percent.

Crop sales accounted for \$13,605,000 of the total value in 2002.

Livestock sales accounted for \$29,614,000 of the total value in 2002.

Market Value of Production, average per farm

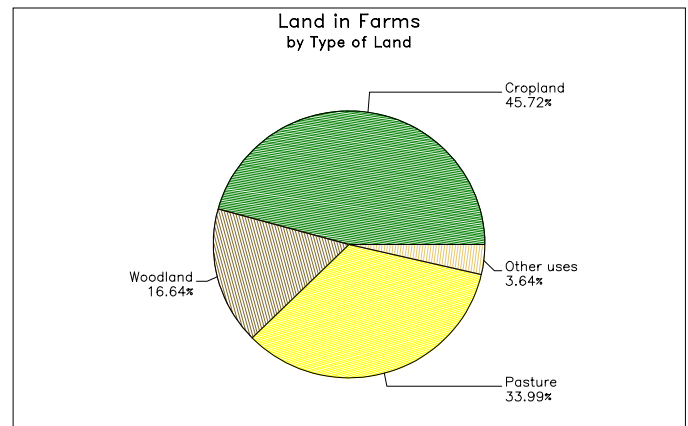
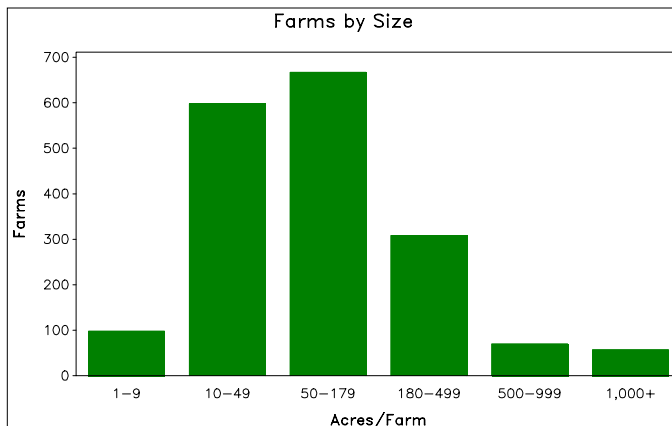
\$24,037 in 2002, \$15,599 in 1997, up 54 percent.

Government Payments

\$114,000 in 2002, \$121,000 in 1997, down 6 percent.

Government Payments, average per farm receiving payments

\$4,550 in 2002, \$2,750 in 1997, up 65 percent.



**2002 Census of Agriculture
County Profile
United States Department of Agriculture, Texas Agricultural Statistics Service**

Henderson, Texas

Ranked items among the 254 state counties and 3,078 U.S. counties, 2002

Item	Quantity	State Rank	Universe ¹	U.S. Rank	Universe ¹
MARKET VALUE OF AGRICULTURAL PRODUCTS SOLD (\$1,000)					
Total value of agricultural products sold	43,219	85	254	1,339	3,075
Value of crops including nursery and greenhouse	13,605	77	252	1,449	3,070
Value of livestock, poultry, and their products	29,614	77	254	952	3,070
VALUE OF SALES BY COMMODITY GROUP (\$1,000)					
Grains, oilseeds, dry beans, and dry peas	(D)	(D)	235	(D)	2,871
Tobacco	-	-	-	-	560
Cotton and cottonseed	(D)	(D)	162	(D)	656
Vegetables, melons, potatoes, and sweet potatoes	646	61	199	906	2,747
Fruits, tree nuts, and berries	(D)	(D)	224	(D)	2,638
Nursery, greenhouse, floriculture, and sod	10,090	19	178	259	2,708
Cut Christmas trees and short rotation woody crops	-	-	79	-	1,774
Other crops and hay	2,310	36	250	548	3,046
Poultry and eggs	(D)	(D)	223	(D)	2,918
Cattle and calves	25,981	54	254	362	3,053
Milk and other dairy products from cows	2,995	35	157	835	2,493
Hogs and pigs	31	101	235	1,876	2,919
Sheep, goats, and their products	79	108	250	953	2,997
Horses, ponies, mules, burros, and donkeys	426	59	253	491	3,014
Aquaculture	(D)	(D)	110	(D)	1,520
Other animals and other animal products	97	73	208	873	2,727
TOP LIVESTOCK INVENTORY ITEMS (number)					
Cattle and calves	81,487	51	254	219	3,059
Horses and ponies	3,476	20	254	142	3,065
All Goats	1,213	122	253	367	2,971
Quail	1,029	42	135	367	1,412
Layers 20 weeks old and older	1,000	105	237	1,391	2,983
TOP CROP ITEMS (acres)					
Forage - land used for all hay and haylage, grass silage, and greenchop	55,942	14	253	227	3,059
Nursery stock	499	7	135	213	2,129
Pecans	297	97	222	275	1,194
All Vegetables harvested	230	66	202	903	2,710
All Wheat for grain ³	(D)	(D)	202	(D)	2,517

Other County Highlights

Economic Characteristics	Quantity	Operator Characteristics	Quantity
Farms by value of sales		Principal operators by primary occupation:	
Less than \$1,000	493	Farming	969
\$1,000 to \$2,499	288	Other	829
\$2,500 to \$4,999	316	Principal operators by sex:	
\$5,000 to \$9,999	249	Male	1,589
\$10,000 to \$19,999	213	Female	209
\$20,000 to \$24,999	43	Average age of principal operator (years)	57.5
\$25,000 to \$39,999	77	All operators ² by race:	
\$40,000 to \$49,999	27	White	2,425
\$50,000 to \$99,999	45	Black or African American	109
\$100,000 to \$249,999	21	American Indian or Alaska Native	17
\$250,000 to \$499,999	14	Native Hawaiian or Other Pacific Islander	3
\$500,000 or more	12	Asian	2
Total farm production expenses (\$1,000)	38,284	More than one race	14
Average per farm (\$)	21,293	All operators ² of Spanish, Hispanic, or Latino Origin	63
Net cash farm income of operation (\$1,000)	5,950		
Average per farm (\$)	3,309		

(D) Cannot be disclosed. (Z) Less than half of the unit shown. See "Census of Agriculture, Volume 1, Geographic Area Series" for complete footnotes.

¹ Universe is number of counties in state or U.S. with item.

² Data were collected for a maximum of three operators per farm.

³ Items with a rank that cannot be disclosed are separated by a blank line, position in table does not indicate rank.