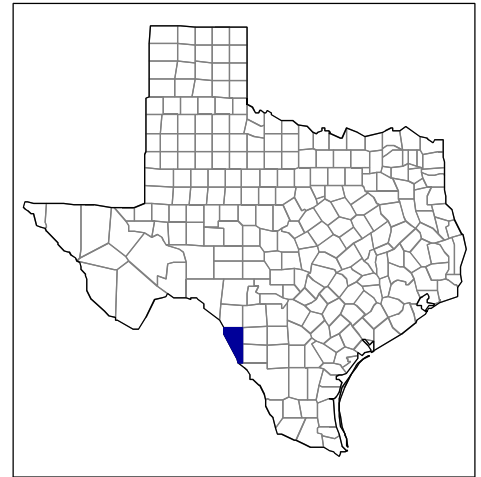


# 2002 Census of Agriculture County Profile

## Maverick, Texas



### Number of farms

214 farms in 2002, 204 farms in 1997, up 5 percent.

### Land in farms

476,245 acres in 2002, 476,329 acres in 1997, down slightly.

### Average size of farm

2,225 acres in 2002, 2,335 acres in 1997, down 5 percent.

### Market Value of Production

\$34,720,000 in 2002, \$19,648,000 in 1997, up 77 percent.

Crop sales accounted for \$4,164,000 of the total value in 2002.

Livestock sales accounted for \$30,556,000 of the total value in 2002.

### Market Value of Production, average per farm

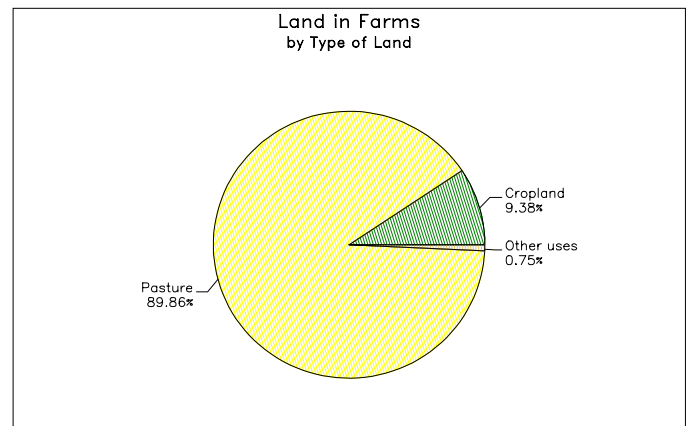
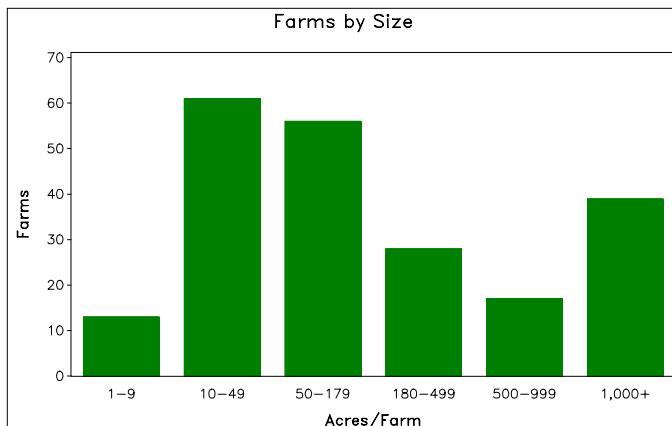
\$162,241 in 2002, \$96,314 in 1997, up 68 percent.

### Government Payments

\$82,000 in 2002, \$247,000 in 1997, down 67 percent.

### Government Payments, average per farm receiving payments

\$9,061 in 2002, \$10,722 in 1997, down 15 percent.



**2002 Census of Agriculture  
County Profile  
United States Department of Agriculture, Texas Agricultural Statistics Service**

**Maverick, Texas**

**Ranked items among the 254 state counties and 3,078 U.S. counties, 2002**

Item	Quantity	State Rank	Universe <sup>1</sup>	U.S. Rank	Universe <sup>1</sup>
<b>MARKET VALUE OF AGRICULTURAL PRODUCTS SOLD (\$1,000)</b>					
Total value of agricultural products sold	34,720	112	254	1,576	3,075
Value of crops including nursery and greenhouse	4,164	144	252	2,177	3,070
Value of livestock, poultry, and their products	30,556	72	254	921	3,070
<b>VALUE OF SALES BY COMMODITY GROUP (\$1,000)</b>					
Grains, oilseeds, dry beans, and dry peas	153	182	235	2,290	2,871
Tobacco	-	-	-	-	560
Cotton and cottonseed	-	-	162	-	656
Vegetables, melons, potatoes, and sweet potatoes	2,432	26	199	487	2,747
Fruits, tree nuts, and berries	1,188	13	224	321	2,638
Nursery, greenhouse, floriculture, and sod	-	-	178	-	2,708
Cut Christmas trees and short rotation woody crops	-	-	79	-	1,774
Other crops and hay	391	171	250	2,098	3,046
Poultry and eggs	10	136	223	1,996	2,918
Cattle and calves	30,132	41	254	299	3,053
Milk and other dairy products from cows	-	-	157	-	2,493
Hogs and pigs	(Z)	230	235	2,872	2,919
Sheep, goats, and their products	(D)	(D)	250	(D)	2,997
Horses, ponies, mules, burros, and donkeys	36	213	253	2,522	3,014
Aquaculture	-	-	110	-	1,520
Other animals and other animal products	(D)	(D)	208	(D)	2,727
<b>TOP LIVESTOCK INVENTORY ITEMS (number)</b>					
Cattle and calves	25,089	175	254	1,237	3,059
All Goats	5,072	45	253	56	2,971
Sheep and lambs	1,400	58	244	750	2,867
Deer	(D)	43	170	(D)	1,080
Layers 20 weeks old and older	763	122	237	1,596	2,983
<b>TOP CROP ITEMS (acres)</b>					
Forage - land used for all hay and haylage, grass silage, and greenchop	5,142	201	253	2,296	3,059
Pecans	2,320	25	222	67	1,194
All Vegetables harvested	913	25	202	461	2,710
Sorghum for grain	884	134	194	485	1,307
All Wheat for grain	(D)	160	202	(D)	2,517

**Other County Highlights**

Economic Characteristics	Quantity	Operator Characteristics	Quantity
Farms by value of sales		Principal operators by primary occupation:	
Less than \$1,000	72	Farming	108
\$1,000 to \$2,499	19	Other	106
\$2,500 to \$4,999	25	Principal operators by sex:	
\$5,000 to \$9,999	23	Male	194
\$10,000 to \$19,999	17	Female	20
\$20,000 to \$24,999	7	Average age of principal operator (years)	59.1
\$25,000 to \$39,999	10	All operators <sup>2</sup> by race:	
\$40,000 to \$49,999	10	White	299
\$50,000 to \$99,999	10	Black or African American	2
\$100,000 to \$249,999	8	American Indian or Alaska Native	2
\$250,000 to \$499,999	9	Native Hawaiian or Other Pacific Islander	-
\$500,000 or more	4	Asian	-
Total farm production expenses (\$1,000)	31,615	More than one race	-
Average per farm (\$)	147,733	All operators <sup>2</sup> of Spanish, Hispanic, or Latino Origin	158
Net cash farm income of operation (\$1,000)	3,291		
Average per farm (\$)	15,378		

(D) Cannot be disclosed. (Z) Less than half of the unit shown. See "Census of Agriculture, Volume 1, Geographic Area Series" for complete footnotes.

<sup>1</sup> Universe is number of counties in state or U.S. with item.

<sup>2</sup> Data were collected for a maximum of three operators per farm.