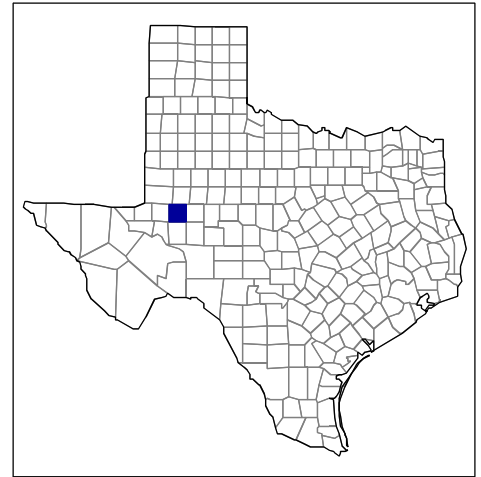




2002 Census of Agriculture County Profile

Midland, Texas



Number of farms

477 farms in 2002, 524 farms in 1997, down 9 percent.

Land in farms

361,558 acres in 2002, 876,726 acres in 1997, down 59 percent.

Average size of farm

758 acres in 2002, 1,673 acres in 1997, down 55 percent.

Market Value of Production

\$7,401,000 in 2002, \$19,754,000 in 1997, down 63 percent.

Crop sales accounted for \$3,994,000 of the total value in 2002.

Livestock sales accounted for \$3,407,000 of the total value in 2002.

Market Value of Production, average per farm

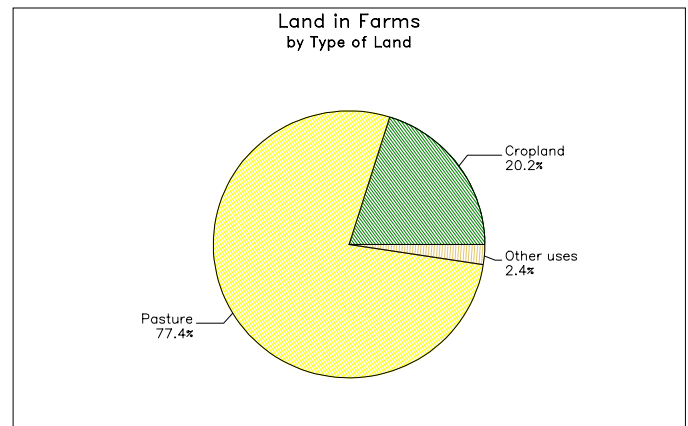
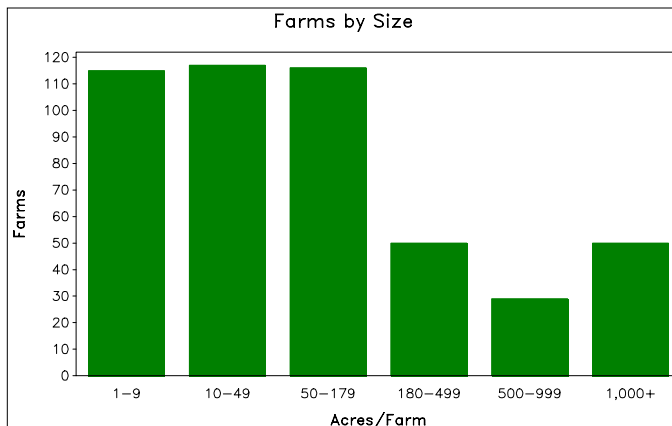
\$15,516 in 2002, \$37,699 in 1997, down 59 percent.

Government Payments

\$1,308,000 in 2002, \$1,209,000 in 1997, up 8 percent.

Government Payments, average per farm receiving payments

\$9,615 in 2002, \$9,090 in 1997, up 6 percent.



**2002 Census of Agriculture
County Profile
United States Department of Agriculture, Texas Agricultural Statistics Service**

Midland, Texas

Ranked items among the 254 state counties and 3,078 U.S. counties, 2002

Item	Quantity	State Rank	Universe ¹	U.S. Rank	Universe ¹
MARKET VALUE OF AGRICULTURAL PRODUCTS SOLD (\$1,000)					
Total value of agricultural products sold	7,401	218	254	2,629	3,075
Value of crops including nursery and greenhouse	3,994	149	252	2,199	3,070
Value of livestock, poultry, and their products	3,407	226	254	2,528	3,070
VALUE OF SALES BY COMMODITY GROUP (\$1,000)					
Grains, oilseeds, dry beans, and dry peas	(D)	(D)	235	(D)	2,871
Tobacco	-	-	-	-	560
Cotton and cottonseed	2,146	69	162	276	656
Vegetables, melons, potatoes, and sweet potatoes	81	139	199	1,817	2,747
Fruits, tree nuts, and berries	108	103	224	1,205	2,638
Nursery, greenhouse, floriculture, and sod	1,094	54	178	1,051	2,708
Cut Christmas trees and short rotation woody crops	(D)	(D)	79	(D)	1,774
Other crops and hay	520	154	250	1,870	3,046
Poultry and eggs	(D)	(D)	223	(D)	2,918
Cattle and calves	2,954	223	254	1,919	3,053
Milk and other dairy products from cows	-	-	157	-	2,493
Hogs and pigs	35	92	235	1,826	2,919
Sheep, goats, and their products	109	87	250	759	2,997
Horses, ponies, mules, burros, and donkeys	290	84	253	755	3,014
Aquaculture	-	-	110	-	1,520
Other animals and other animal products	(D)	(D)	208	(D)	2,727
TOP LIVESTOCK INVENTORY ITEMS (number)					
Cattle and calves	6,961	239	254	2,335	3,059
All Goats	2,786	72	253	118	2,971
Layers 20 weeks old and older	1,143	96	237	1,288	2,983
Horses and ponies	930	138	254	1,383	3,065
Broilers and other meat-type chickens	472	68	192	1,126	2,599
TOP CROP ITEMS (acres)					
All Cotton	10,052	66	165	261	663
Forage - land used for all hay and haylage, grass silage, and greenchop	3,513	212	253	2,517	3,059
All Wheat for grain	741	145	202	1,647	2,517
Pecans	475	81	222	225	1,194
Sorghum for grain ³	(D)	(D)	194	(D)	1,307

Other County Highlights

Economic Characteristics	Quantity	Operator Characteristics	Quantity
Farms by value of sales		Principal operators by primary occupation:	
Less than \$1,000	255	Farming	176
\$1,000 to \$2,499	85	Other	301
\$2,500 to \$4,999	41	Principal operators by sex:	
\$5,000 to \$9,999	20	Male	393
\$10,000 to \$19,999	23	Female	84
\$20,000 to \$24,999	10	Average age of principal operator (years)	55.2
\$25,000 to \$39,999	8	All operators ² by race:	
\$40,000 to \$49,999	1	White	660
\$50,000 to \$99,999	18	Black or African American	2
\$100,000 to \$249,999	6	American Indian or Alaska Native	8
\$250,000 to \$499,999	9	Native Hawaiian or Other Pacific Islander	-
\$500,000 or more	1	Asian	11
Total farm production expenses (\$1,000)	13,158	More than one race	-
Average per farm (\$)	28,116	All operators ² of Spanish, Hispanic, or Latino Origin	46
Net cash farm income of operation (\$1,000)	-3,728		
Average per farm (\$)	-7,967		

(D) Cannot be disclosed. (Z) Less than half of the unit shown. See "Census of Agriculture, Volume 1, Geographic Area Series" for complete footnotes.

¹ Universe is number of counties in state or U.S. with item.

² Data were collected for a maximum of three operators per farm.

³ Items with a rank that cannot be disclosed are separated by a blank line, position in table does not indicate rank.