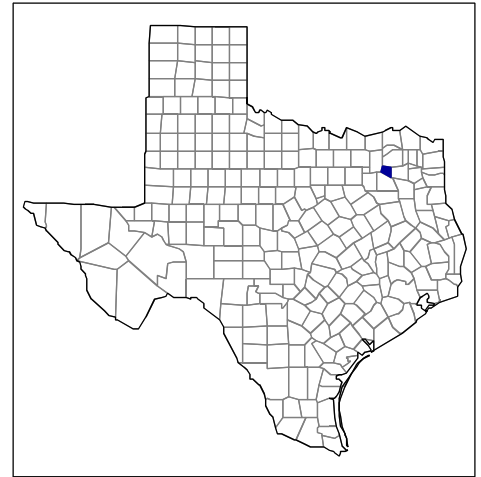




# 2002 Census of Agriculture County Profile

## Rains, Texas



### Number of farms

584 farms in 2002, 580 farms in 1997, up 1 percent.

### Land in farms

93,601 acres in 2002, 100,333 acres in 1997, down 7 percent.

### Average size of farm

160 acres in 2002, 173 acres in 1997, down 8 percent.

### Market Value of Production

\$11,790,000 in 2002, \$16,560,000 in 1997, down 29 percent.

Crop sales accounted for \$2,283,000 of the total value in 2002.

Livestock sales accounted for \$9,507,000 of the total value in 2002.

### Market Value of Production, average per farm

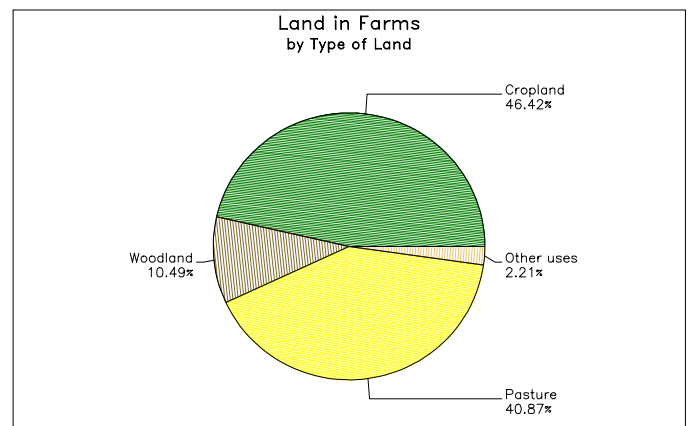
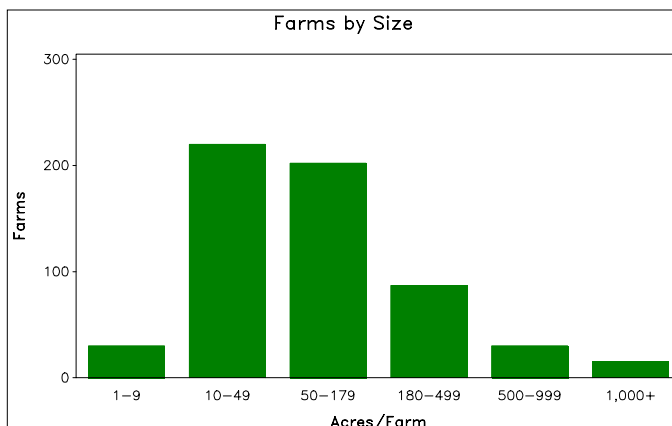
\$20,189 in 2002, \$28,552 in 1997, down 29 percent.

### Government Payments

\$287,000 in 2002, \$96,000 in 1997, up 199 percent.

### Government Payments, average per farm receiving payments

\$7,756 in 2002, \$2,127 in 1997, up 265 percent.



**2002 Census of Agriculture  
County Profile  
United States Department of Agriculture, Texas Agricultural Statistics Service**

**Rains, Texas**

**Ranked items among the 254 state counties and 3,078 U.S. counties, 2002**

Item	Quantity	State Rank	Universe <sup>1</sup>	U.S. Rank	Universe <sup>1</sup>
<b>MARKET VALUE OF AGRICULTURAL PRODUCTS SOLD (\$1,000)</b>					
Total value of agricultural products sold	11,790	195	254	2,422	3,075
Value of crops including nursery and greenhouse	2,283	181	252	2,459	3,070
Value of livestock, poultry, and their products	9,507	168	254	1,920	3,070
<b>VALUE OF SALES BY COMMODITY GROUP (\$1,000)</b>					
Grains, oilseeds, dry beans, and dry peas	21	210	235	2,651	2,871
Tobacco	-	-	-	-	560
Cotton and cottonseed	-	-	162	-	656
Vegetables, melons, potatoes, and sweet potatoes	924	48	199	791	2,747
Fruits, tree nuts, and berries	21	162	224	1,931	2,638
Nursery, greenhouse, floriculture, and sod	784	67	178	1,206	2,708
Cut Christmas trees and short rotation woody crops	-	-	79	-	1,774
Other crops and hay	533	153	250	1,848	3,046
Poultry and eggs	9	141	223	2,035	2,918
Cattle and calves	5,237	189	254	1,478	3,053
Milk and other dairy products from cows	4,032	32	157	724	2,493
Hogs and pigs	8	163	235	2,365	2,919
Sheep, goats, and their products	15	194	250	2,077	2,997
Horses, ponies, mules, burros, and donkeys	205	114	253	1,093	3,014
Aquaculture	-	-	110	-	1,520
Other animals and other animal products	-	-	208	-	2,727
<b>TOP LIVESTOCK INVENTORY ITEMS (number)</b>					
Cattle and calves	25,272	173	254	1,228	3,059
Layers 20 weeks old and older	1,172	93	237	1,268	2,983
Horses and ponies	866	147	254	1,478	3,065
All Goats	356	199	253	1,323	2,971
Deer	77	129	170	500	1,080
<b>TOP CROP ITEMS (acres)</b>					
Forage - land used for all hay and haylage, grass silage, and greenchop	19,119	97	253	1,143	3,059
Sweet potatoes	(D)	3	26	(D)	571
All Field and grass seed crops	(D)	26	82	(D)	1,293
Pecans	81	150	222	486	1,194
Oats <sup>3</sup>	(D)	(D)	173	(D)	2,215

**Other County Highlights**

Economic Characteristics	Quantity	Operator Characteristics	Quantity
Farms by value of sales		Principal operators by primary occupation:	
Less than \$1,000	148	Farming	297
\$1,000 to \$2,499	110	Other	287
\$2,500 to \$4,999	98	Principal operators by sex:	
\$5,000 to \$9,999	66	Male	520
\$10,000 to \$19,999	70	Female	64
\$20,000 to \$24,999	24	Average age of principal operator (years)	57.6
\$25,000 to \$39,999	18	All operators <sup>2</sup> by race:	
\$40,000 to \$49,999	8	White	800
\$50,000 to \$99,999	17	Black or African American	11
\$100,000 to \$249,999	13	American Indian or Alaska Native	9
\$250,000 to \$499,999	10	Native Hawaiian or Other Pacific Islander	-
\$500,000 or more	2	Asian	-
Total farm production expenses (\$1,000)	12,794	More than one race	2
Average per farm (\$)	21,945	All operators <sup>2</sup> of Spanish, Hispanic, or Latino Origin	24
Net cash farm income of operation (\$1,000)	2,878		
Average per farm (\$)	4,937		

(D) Cannot be disclosed. (Z) Less than half of the unit shown. See "Census of Agriculture, Volume 1, Geographic Area Series" for complete footnotes.

<sup>1</sup> Universe is number of counties in state or U.S. with item.

<sup>2</sup> Data were collected for a maximum of three operators per farm.

<sup>3</sup> Items with a rank that cannot be disclosed are separated by a blank line, position in table does not indicate rank.