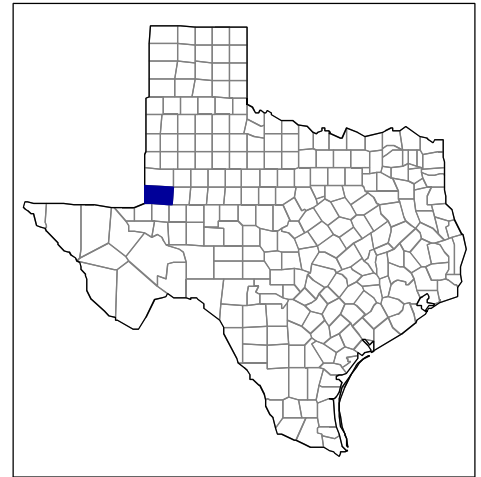




# 2002 Census of Agriculture County Profile

## Andrews, Texas



### Number of farms

169 farms in 2002, 174 farms in 1997, down 3 percent.

### Land in farms

803,998 acres in 2002, 832,603 acres in 1997, down 3 percent.

### Average size of farm

4,757 acres in 2002, 4,785 acres in 1997, down 1 percent.

### Market Value of Production

\$8,671,000 in 2002, \$9,908,000 in 1997, down 12 percent.

Crop sales accounted for \$2,240,000 of the total value in 2002.

Livestock sales accounted for \$6,432,000 of the total value in 2002.

### Market Value of Production, average per farm

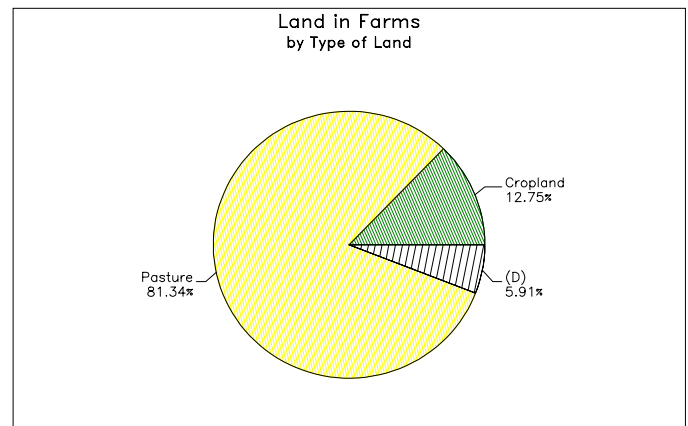
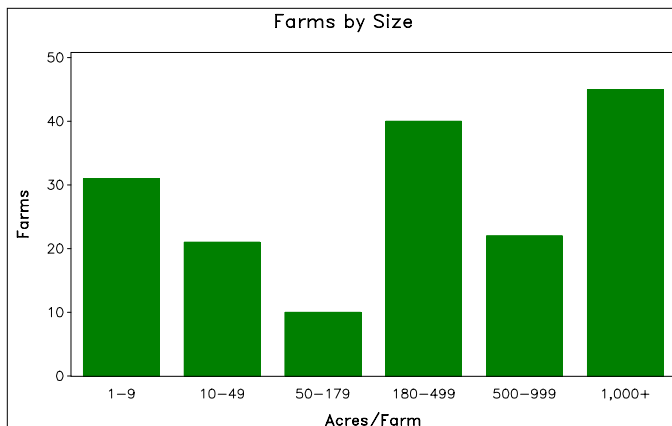
\$51,310 in 2002, \$56,942 in 1997, down 10 percent.

### Government Payments

\$1,342,000 in 2002, \$1,371,000 in 1997, down 2 percent.

### Government Payments, average per farm receiving payments

\$21,303 in 2002, \$24,480 in 1997, down 13 percent.



**2002 Census of Agriculture  
County Profile  
United States Department of Agriculture, Texas Agricultural Statistics Service**

**Andrews, Texas**

**Ranked items among the 254 state counties and 3,078 U.S. counties, 2002**

Item	Quantity	State Rank	Universe <sup>1</sup>	U.S. Rank	Universe <sup>1</sup>
<b>MARKET VALUE OF AGRICULTURAL PRODUCTS SOLD (\$1,000)</b>					
Total value of agricultural products sold	8,671	212	254	2,569	3,075
Value of crops including nursery and greenhouse	2,240	182	252	2,468	3,070
Value of livestock, poultry, and their products	6,432	196	254	2,185	3,070
<b>VALUE OF SALES BY COMMODITY GROUP (\$1,000)</b>					
Grains, oilseeds, dry beans, and dry peas	-	-	235	-	2,871
Tobacco	-	-	-	-	560
Cotton and cottonseed	1,036	81	162	351	656
Vegetables, melons, potatoes, and sweet potatoes	-	-	199	-	2,747
Fruits, tree nuts, and berries	(D)	(D)	224	(D)	2,638
Nursery, greenhouse, floriculture, and sod	(D)	(D)	178	(D)	2,708
Cut Christmas trees and short rotation woody crops	-	-	79	-	1,774
Other crops and hay	1,052	90	250	1,187	3,046
Poultry and eggs	(D)	(D)	223	(D)	2,918
Cattle and calves	6,341	176	254	1,334	3,053
Milk and other dairy products from cows	-	-	157	-	2,493
Hogs and pigs	14	131	235	2,167	2,919
Sheep, goats, and their products	53	122	250	1,215	2,997
Horses, ponies, mules, burros, and donkeys	18	235	253	2,797	3,014
Aquaculture	-	-	110	-	1,520
Other animals and other animal products	(D)	(D)	208	(D)	2,727
<b>TOP LIVESTOCK INVENTORY ITEMS (number)</b>					
Cattle and calves	9,247	228	254	2,116	3,059
Layers 20 weeks old and older	632	129	237	1,726	2,983
All Goats	544	180	253	939	2,971
Horses and ponies	372	215	254	2,435	3,065
Sheep and lambs	188	158	244	1,992	2,867
<b>TOP CROP ITEMS (acres)</b>					
All Cotton	7,804	71	165	279	663
Peanuts	1,729	20	112	118	398
Forage - land used for all hay and haylage, grass silage, and greenchop	1,327	237	253	2,830	3,059
Pecans	174	119	222	353	1,194
Oats	(D)	158	173	(D)	2,215

**Other County Highlights**

Economic Characteristics	Quantity
Farms by value of sales	
Less than \$1,000	77
\$1,000 to \$2,499	23
\$2,500 to \$4,999	16
\$5,000 to \$9,999	7
\$10,000 to \$19,999	9
\$20,000 to \$24,999	4
\$25,000 to \$39,999	9
\$40,000 to \$49,999	2
\$50,000 to \$99,999	5
\$100,000 to \$249,999	7
\$250,000 to \$499,999	6
\$500,000 or more	4
Total farm production expenses (\$1,000)	7,557
Average per farm (\$)	44,456
Net cash farm income of operation (\$1,000)	2,742
Average per farm (\$)	16,127

Operator Characteristics	Quantity
Principal operators by primary occupation:	
Farming	96
Other	73
Principal operators by sex:	
Male	155
Female	14
Average age of principal operator (years)	57.0
All operators <sup>2</sup> by race:	
White	247
Black or African American	-
American Indian or Alaska Native	2
Native Hawaiian or Other Pacific Islander	-
Asian	-
More than one race	2
All operators <sup>2</sup> of Spanish, Hispanic, or Latino Origin	12

(D) Cannot be disclosed. (Z) Less than half of the unit shown. See "Census of Agriculture, Volume 1, Geographic Area Series" for complete footnotes.

<sup>1</sup> Universe is number of counties in state or U.S. with item.

<sup>2</sup> Data were collected for a maximum of three operators per farm.