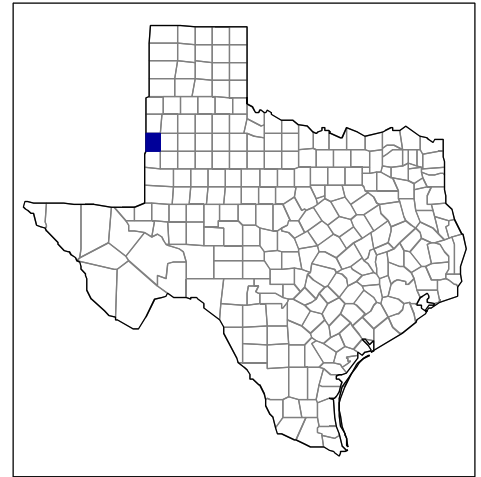




2002 Census of Agriculture County Profile

Cochran, Texas



Number of farms

292 farms in 2002, 317 farms in 1997, down 8 percent.

Land in farms

439,252 acres in 2002, 427,434 acres in 1997, up 3 percent.

Average size of farm

1,504 acres in 2002, 1,348 acres in 1997, up 12 percent.

Market Value of Production

\$39,536,000 in 2002, \$52,659,000 in 1997, down 25 percent.

Crop sales accounted for \$37,239,000 of the total value in 2002.

Livestock sales accounted for \$2,296,000 of the total value in 2002.

Market Value of Production, average per farm

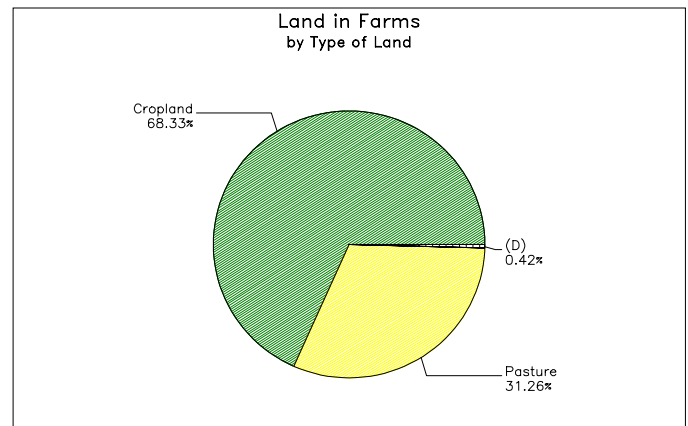
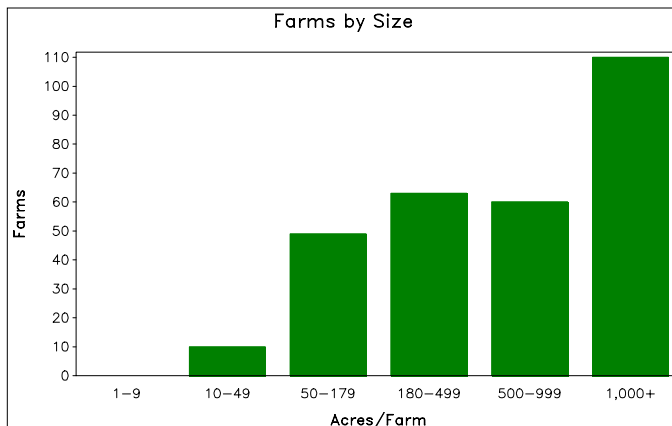
\$135,397 in 2002, \$166,117 in 1997, down 18 percent.

Government Payments

\$6,453,000 in 2002, \$5,804,000 in 1997, up 11 percent.

Government Payments, average per farm receiving payments

\$27,226 in 2002, \$21,736 in 1997, up 25 percent.



**2002 Census of Agriculture
County Profile
United States Department of Agriculture, Texas Agricultural Statistics Service**

Cochran, Texas

Ranked items among the 254 state counties and 3,078 U.S. counties, 2002

Item	Quantity	State Rank	Universe ¹	U.S. Rank	Universe ¹
MARKET VALUE OF AGRICULTURAL PRODUCTS SOLD (\$1,000)					
Total value of agricultural products sold	39,536	97	254	1,446	3,075
Value of crops including nursery and greenhouse	37,239	28	252	701	3,070
Value of livestock, poultry, and their products	2,296	238	254	2,662	3,070
VALUE OF SALES BY COMMODITY GROUP (\$1,000)					
Grains, oilseeds, dry beans, and dry peas	3,065	80	235	1,409	2,871
Tobacco	-	-	-	-	560
Cotton and cottonseed	27,981	15	162	36	656
Vegetables, melons, potatoes, and sweet potatoes	-	-	199	-	2,747
Fruits, tree nuts, and berries	-	-	224	-	2,638
Nursery, greenhouse, floriculture, and sod	-	-	178	-	2,708
Cut Christmas trees and short rotation woody crops	-	-	79	-	1,774
Other crops and hay	6,193	12	250	212	3,046
Poultry and eggs	-	-	223	-	2,918
Cattle and calves	2,276	232	254	2,081	3,053
Milk and other dairy products from cows	-	-	157	-	2,493
Hogs and pigs	(D)	(D)	235	(D)	2,919
Sheep, goats, and their products	-	-	250	-	2,997
Horses, ponies, mules, burros, and donkeys	(D)	(D)	253	(D)	3,014
Aquaculture	-	-	110	-	1,520
Other animals and other animal products	-	-	208	-	2,727
TOP LIVESTOCK INVENTORY ITEMS (number)					
Cattle and calves	7,659	234	254	2,272	3,059
Horses and ponies	59	252	254	3,007	3,065
Layers 20 weeks old and older	30	225	237	2,904	2,983
Hogs and pigs	(D)	216	238	(D)	2,926
Sheep and lambs ³	(D)	(D)	244	(D)	2,867
TOP CROP ITEMS (acres)					
All Cotton	100,224	13	165	23	663
Sorghum for grain	30,982	21	194	64	1,307
Peanuts	8,377	7	112	53	398
All Wheat for grain	7,678	75	202	736	2,517
Forage - land used for all hay and haylage, grass silage, and greenchop	4,903	203	253	2,327	3,059

Other County Highlights

Economic Characteristics	Quantity	Operator Characteristics	Quantity
Farms by value of sales		Principal operators by primary occupation:	
Less than \$1,000	129	Farming	189
\$1,000 to \$2,499	4	Other	103
\$2,500 to \$4,999	6	Principal operators by sex:	
\$5,000 to \$9,999	8	Male	241
\$10,000 to \$19,999	10	Female	51
\$20,000 to \$24,999	6	Average age of principal operator (years)	56.2
\$25,000 to \$39,999	10	All operators ² by race:	
\$40,000 to \$49,999	8	White	402
\$50,000 to \$99,999	28	Black or African American	-
\$100,000 to \$249,999	31	American Indian or Alaska Native	2
\$250,000 to \$499,999	30	Native Hawaiian or Other Pacific Islander	-
\$500,000 or more	22	Asian	-
Total farm production expenses (\$1,000)	38,689	More than one race	8
Average per farm (\$)	133,874	All operators ² of Spanish, Hispanic, or Latino Origin	17
Net cash farm income of operation (\$1,000)	10,121		
Average per farm (\$)	35,020		

(D) Cannot be disclosed. (Z) Less than half of the unit shown. See "Census of Agriculture, Volume 1, Geographic Area Series" for complete footnotes.

¹ Universe is number of counties in state or U.S. with item.

² Data were collected for a maximum of three operators per farm.

³ Items with a rank that cannot be disclosed are separated by a blank line, position in table does not indicate rank.