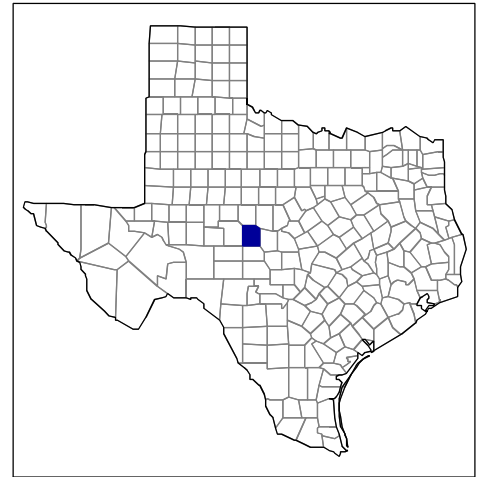


# 2002 Census of Agriculture County Profile

## Concho, Texas



### Number of farms

411 farms in 2002, 422 farms in 1997, down 3 percent.

### Land in farms

544,312 acres in 2002, 641,935 acres in 1997, down 15 percent.

### Average size of farm

1,324 acres in 2002, 1,521 acres in 1997, down 13 percent.

### Market Value of Production

\$14,309,000 in 2002, \$20,524,000 in 1997, down 30 percent.

Crop sales accounted for \$6,865,000 of the total value in 2002.

Livestock sales accounted for \$7,444,000 of the total value in 2002.

### Market Value of Production, average per farm

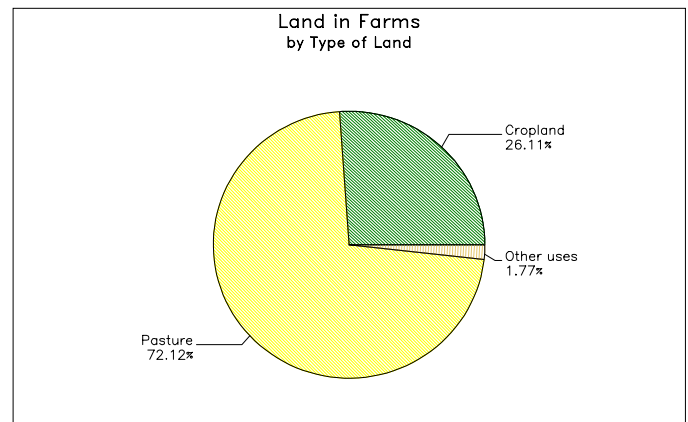
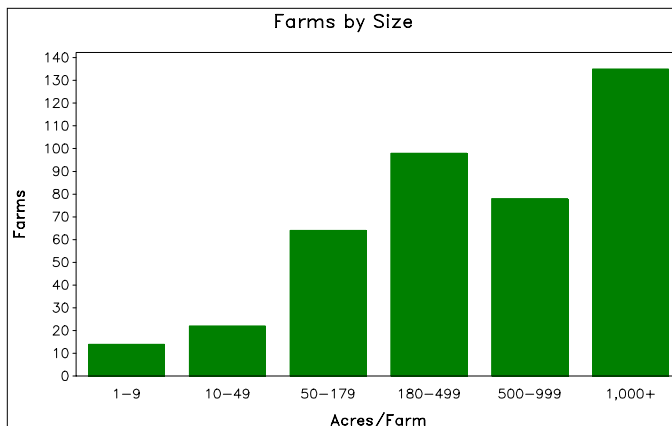
\$34,815 in 2002, \$48,636 in 1997, down 28 percent.

### Government Payments

\$2,531,000 in 2002, \$1,754,000 in 1997, up 44 percent.

### Government Payments, average per farm receiving payments

\$9,340 in 2002, \$6,827 in 1997, up 37 percent.



**2002 Census of Agriculture  
County Profile  
United States Department of Agriculture, Texas Agricultural Statistics Service**

**Concho, Texas**

**Ranked items among the 254 state counties and 3,078 U.S. counties, 2002**

Item	Quantity	State Rank	Universe <sup>1</sup>	U.S. Rank	Universe <sup>1</sup>
<b>MARKET VALUE OF AGRICULTURAL PRODUCTS SOLD (\$1,000)</b>					
Total value of agricultural products sold	14,309	178	254	2,302	3,075
Value of crops including nursery and greenhouse	6,865	118	252	1,898	3,070
Value of livestock, poultry, and their products	7,444	184	254	2,090	3,070
<b>VALUE OF SALES BY COMMODITY GROUP (\$1,000)</b>					
Grains, oilseeds, dry beans, and dry peas	2,433	87	235	1,498	2,871
Tobacco	-	-	-	-	560
Cotton and cottonseed	4,104	51	162	195	656
Vegetables, melons, potatoes, and sweet potatoes	-	-	199	-	2,747
Fruits, tree nuts, and berries	4	209	224	2,425	2,638
Nursery, greenhouse, floriculture, and sod	-	-	178	-	2,708
Cut Christmas trees and short rotation woody crops	-	-	79	-	1,774
Other crops and hay	324	188	250	2,256	3,046
Poultry and eggs	-	-	223	-	2,918
Cattle and calves	4,101	205	254	1,679	3,053
Milk and other dairy products from cows	-	-	157	-	2,493
Hogs and pigs	4	192	235	2,602	2,919
Sheep, goats, and their products	2,503	13	250	33	2,997
Horses, ponies, mules, burros, and donkeys	60	192	253	2,227	3,014
Aquaculture	-	-	110	-	1,520
Other animals and other animal products	776	10	208	170	2,727
<b>TOP LIVESTOCK INVENTORY ITEMS (number)</b>					
Sheep and lambs	47,989	6	244	18	2,867
All Goats	26,216	13	253	13	2,971
Cattle and calves	17,139	199	254	1,601	3,059
Deer	5,930	4	170	4	1,080
Horses and ponies	354	217	254	2,479	3,065
<b>TOP CROP ITEMS (acres)</b>					
All Cotton	32,077	39	165	112	663
All Wheat for grain	30,381	31	202	359	2,517
Forage - land used for all hay and haylage, grass silage, and greenchop	10,683	145	253	1,703	3,059
Sorghum for grain	6,845	77	194	213	1,307
Oats	581	56	173	757	2,215

**Other County Highlights**

Economic Characteristics	Quantity	Operator Characteristics	Quantity
Farms by value of sales		Principal operators by primary occupation:	
Less than \$1,000	101	Farming	271
\$1,000 to \$2,499	38	Other	140
\$2,500 to \$4,999	29		
\$5,000 to \$9,999	39	Principal operators by sex:	
\$10,000 to \$19,999	63	Male	370
\$20,000 to \$24,999	6	Female	41
\$25,000 to \$39,999	34		
\$40,000 to \$49,999	12	Average age of principal operator (years)	57.1
\$50,000 to \$99,999	42		
\$100,000 to \$249,999	39	All operators <sup>2</sup> by race:	
\$250,000 to \$499,999	8	White	572
\$500,000 or more	-	Black or African American	-
Total farm production expenses (\$1,000)	17,172	American Indian or Alaska Native	4
Average per farm (\$)	41,882	Native Hawaiian or Other Pacific Islander	-
		Asian	-
Net cash farm income of operation (\$1,000)	1,307	More than one race	-
Average per farm (\$)	3,187	All operators <sup>2</sup> of Spanish, Hispanic, or Latino Origin	25

(D) Cannot be disclosed. (Z) Less than half of the unit shown. See "Census of Agriculture, Volume 1, Geographic Area Series" for complete footnotes.

<sup>1</sup> Universe is number of counties in state or U.S. with item.

<sup>2</sup> Data were collected for a maximum of three operators per farm.