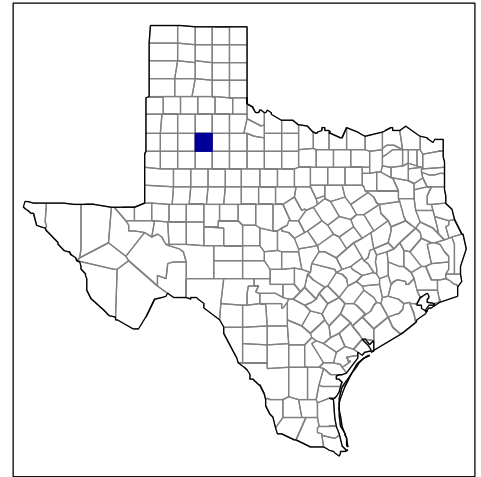




2002 Census of Agriculture County Profile

Crosby, Texas



Number of farms

373 farms in 2002, 440 farms in 1997, down 15 percent.

Land in farms

489,613 acres in 2002, 586,818 acres in 1997, down 17 percent.

Average size of farm

1,313 acres in 2002, 1,334 acres in 1997, down 2 percent.

Market Value of Production

\$39,537,000 in 2002, \$78,464,000 in 1997, down 50 percent.

Crop sales accounted for \$35,964,000 of the total value in 2002.

Livestock sales accounted for \$3,574,000 of the total value in 2002.

Market Value of Production, average per farm

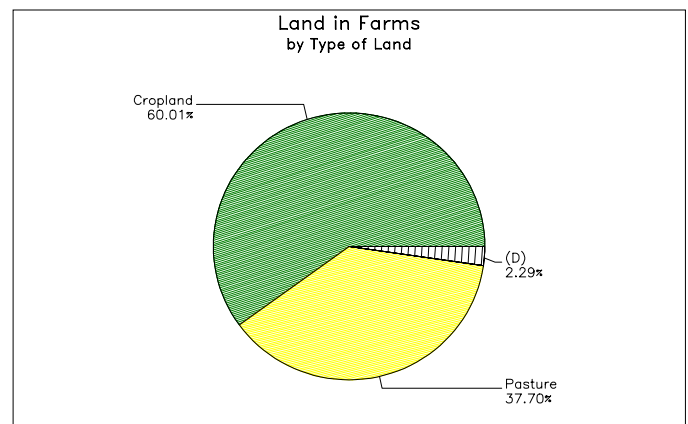
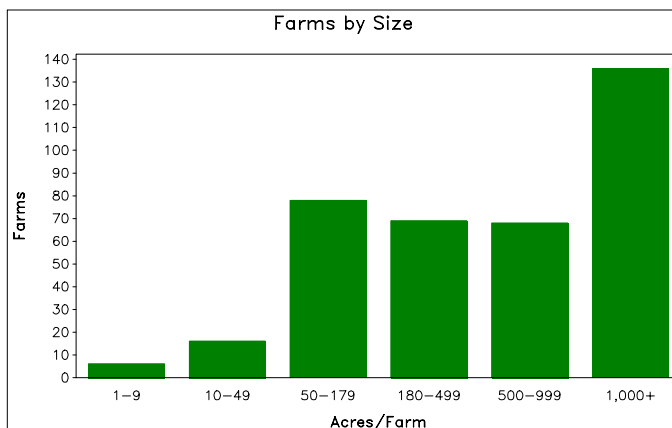
\$105,998 in 2002, \$178,328 in 1997, down 41 percent.

Government Payments

\$6,414,000 in 2002, \$5,865,000 in 1997, up 9 percent.

Government Payments, average per farm receiving payments

\$21,815 in 2002, \$17,937 in 1997, up 22 percent.



**2002 Census of Agriculture
County Profile
United States Department of Agriculture, Texas Agricultural Statistics Service**

Crosby, Texas

Ranked items among the 254 state counties and 3,078 U.S. counties, 2002

Item	Quantity	State Rank	Universe ¹	U.S. Rank	Universe ¹
MARKET VALUE OF AGRICULTURAL PRODUCTS SOLD (\$1,000)					
Total value of agricultural products sold	39,537	96	254	1,445	3,075
Value of crops including nursery and greenhouse	35,964	30	252	726	3,070
Value of livestock, poultry, and their products	3,574	224	254	2,503	3,070
VALUE OF SALES BY COMMODITY GROUP (\$1,000)					
Grains, oilseeds, dry beans, and dry peas	1,339	111	235	1,694	2,871
Tobacco	-	-	-	-	560
Cotton and cottonseed	34,011	11	162	26	656
Vegetables, melons, potatoes, and sweet potatoes	-	-	199	-	2,747
Fruits, tree nuts, and berries	(D)	(D)	224	(D)	2,638
Nursery, greenhouse, floriculture, and sod	(D)	(D)	178	(D)	2,708
Cut Christmas trees and short rotation woody crops	-	-	79	-	1,774
Other crops and hay	(D)	(D)	250	(D)	3,046
Poultry and eggs	1	190	223	2,746	2,918
Cattle and calves	3,527	214	254	1,783	3,053
Milk and other dairy products from cows	-	-	157	-	2,493
Hogs and pigs	14	135	235	2,183	2,919
Sheep, goats, and their products	17	189	250	2,023	2,997
Horses, ponies, mules, burros, and donkeys	16	237	253	2,826	3,014
Aquaculture	-	-	110	-	1,520
Other animals and other animal products	-	-	208	-	2,727
TOP LIVESTOCK INVENTORY ITEMS (number)					
Cattle and calves	10,951	221	254	1,978	3,059
Horses and ponies	181	248	254	2,853	3,065
All Goats	173	217	253	1,932	2,971
Sheep and lambs	96	180	244	2,291	2,867
Pigeons ³	(D)	(D)	125	(D)	1,368
TOP CROP ITEMS (acres)					
All Cotton	190,947	7	165	9	663
All Wheat for grain	9,578	65	202	662	2,517
Sorghum for grain	7,296	75	194	208	1,307
Forage - land used for all hay and haylage, grass silage, and greenchop	6,614	191	253	2,109	3,059
Peanuts	535	41	112	184	398

Other County Highlights

Economic Characteristics	Quantity	Operator Characteristics	Quantity
Farms by value of sales		Principal operators by primary occupation:	
Less than \$1,000	115	Farming	277
\$1,000 to \$2,499	12	Other	96
\$2,500 to \$4,999	13	Principal operators by sex:	
\$5,000 to \$9,999	12	Male	317
\$10,000 to \$19,999	20	Female	56
\$20,000 to \$24,999	7	Average age of principal operator (years)	57.2
\$25,000 to \$39,999	19	All operators ² by race:	
\$40,000 to \$49,999	6	White	482
\$50,000 to \$99,999	46	Black or African American	-
\$100,000 to \$249,999	71	American Indian or Alaska Native	9
\$250,000 to \$499,999	40	Native Hawaiian or Other Pacific Islander	-
\$500,000 or more	12	Asian	-
Total farm production expenses (\$1,000)	39,822	More than one race	4
Average per farm (\$)	107,048	All operators ² of Spanish, Hispanic, or Latino Origin	29
Net cash farm income of operation (\$1,000)	9,745		
Average per farm (\$)	26,195		

(D) Cannot be disclosed. (Z) Less than half of the unit shown. See "Census of Agriculture, Volume 1, Geographic Area Series" for complete footnotes.

¹ Universe is number of counties in state or U.S. with item.

² Data were collected for a maximum of three operators per farm.

³ Items with a rank that cannot be disclosed are separated by a blank line, position in table does not indicate rank.