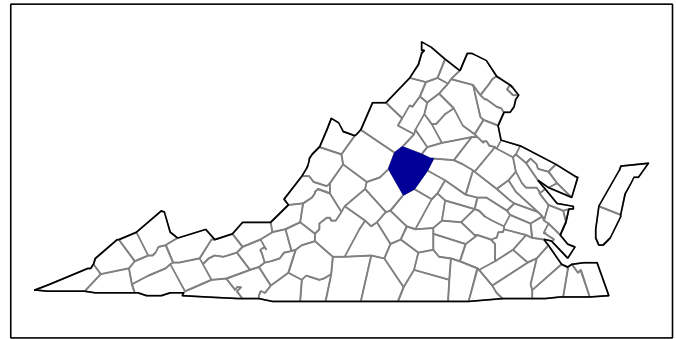




2002 Census of Agriculture County Profile



Albemarle, Virginia

Number of farms

919 farms in 2002, 912 farms in 1997, up 1 percent.

Land in farms

177,445 acres in 2002, 184,557 acres in 1997, down 4 percent.

Average size of farm

193 acres in 2002, 202 acres in 1997, down 4 percent.

Market Value of Production

\$19,168,000 in 2002, \$22,000,000 in 1997, down 13 percent.

Crop sales accounted for \$6,762,000 of the total value in 2002.

Livestock sales accounted for \$12,406,000 of the total value in 2002.

Market Value of Production, average per farm

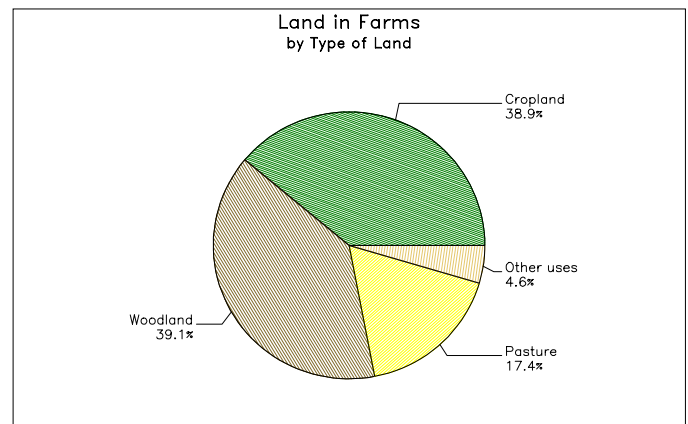
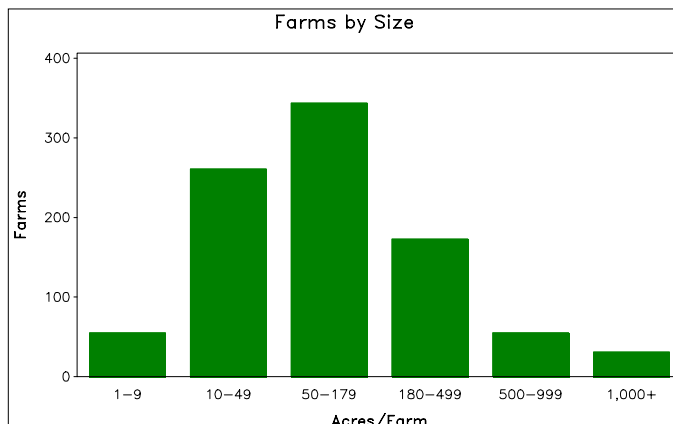
\$20,857 in 2002, \$24,123 in 1997, down 14 percent.

Government Payments

\$274,000 in 2002, \$139,000 in 1997, up 97 percent.

Government Payments, average per farm receiving payments

\$3,701 in 2002, \$3,383 in 1997, up 9 percent.



**2002 Census of Agriculture
County Profile
United States Department of Agriculture, Virginia Agricultural Statistics Service**

Albemarle, Virginia

Ranked items among the 98 state counties and 3,078 U.S. counties, 2002

Item	Quantity	State Rank	Universe ¹	U.S. Rank	Universe ¹
MARKET VALUE OF AGRICULTURAL PRODUCTS SOLD (\$1,000)					
Total value of agricultural products sold	19,168	35	98	2,128	3,075
Value of crops including nursery and greenhouse	6,762	33	97	1,907	3,070
Value of livestock, poultry, and their products	12,406	31	98	1,692	3,070
VALUE OF SALES BY COMMODITY GROUP (\$1,000)					
Grains, oilseeds, dry beans, and dry peas	734	39	95	1,868	2,871
Tobacco	-	-	43	-	560
Cotton and cottonseed	-	-	15	-	656
Vegetables, melons, potatoes, and sweet potatoes	(D)	(D)	95	(D)	2,747
Fruits, tree nuts, and berries	3,338	2	93	186	2,638
Nursery, greenhouse, floriculture, and sod	1,553	29	95	911	2,708
Cut Christmas trees and short rotation woody crops	2	67	76	1,564	1,774
Other crops and hay	(D)	(D)	97	(D)	3,046
Poultry and eggs	15	50	94	1,827	2,918
Cattle and calves	5,968	26	97	1,381	3,053
Milk and other dairy products from cows	1,778	33	83	1,079	2,493
Hogs and pigs	8	55	90	2,369	2,919
Sheep, goats, and their products	(D)	(D)	93	(D)	2,997
Horses, ponies, mules, burros, and donkeys	3,490	3	94	28	3,014
Aquaculture	-	-	44	-	1,520
Other animals and other animal products	(D)	(D)	87	(D)	2,727
TOP LIVESTOCK INVENTORY ITEMS (number)					
Cattle and calves	22,725	28	97	1,325	3,059
Horses and ponies	2,758	3	97	256	3,065
Sheep and lambs	2,254	11	93	500	2,867
Layers 20 weeks old and older	1,109	33	96	1,319	2,983
All Goats	920	8	95	525	2,971
TOP CROP ITEMS (acres)					
Forage - land used for all hay and haylage, grass silage, and greenchop	31,072	10	97	692	3,059
Soybeans	1,543	45	79	1,438	2,076
Corn for grain	842	55	96	1,842	2,592
Corn for silage	745	42	87	1,241	2,307
Apples ³	(D)	(D)	87	(D)	2,173

Other County Highlights

Economic Characteristics	Quantity	Operator Characteristics	Quantity
Farms by value of sales		Principal operators by primary occupation:	
Less than \$1,000	283	Farming	461
\$1,000 to \$2,499	152	Other	458
\$2,500 to \$4,999	142		
\$5,000 to \$9,999	115	Principal operators by sex:	
\$10,000 to \$19,999	87	Male	692
\$20,000 to \$24,999	22	Female	227
\$25,000 to \$39,999	38		
\$40,000 to \$49,999	17	Average age of principal operator (years)	59.5
\$50,000 to \$99,999	33		
\$100,000 to \$249,999	19	All operators ² by race:	
\$250,000 to \$499,999	3	White	1,327
\$500,000 or more	8	Black or African American	9
Total farm production expenses (\$1,000)	24,724	American Indian or Alaska Native	4
Average per farm (\$)	26,962	Native Hawaiian or Other Pacific Islander	-
Net cash farm income of operation (\$1,000)	-1,839	Asian	6
Average per farm (\$)	-2,006	More than one race	4
		All operators ² of Spanish, Hispanic, or Latino Origin	5

(D) Cannot be disclosed. (Z) Less than half of the unit shown. See "Census of Agriculture, Volume 1, Geographic Area Series" for complete footnotes.

¹ Universe is number of counties in state or U.S. with item.

² Data were collected for a maximum of three operators per farm.

³ Items with a rank that cannot be disclosed are separated by a blank line, position in table does not indicate rank.