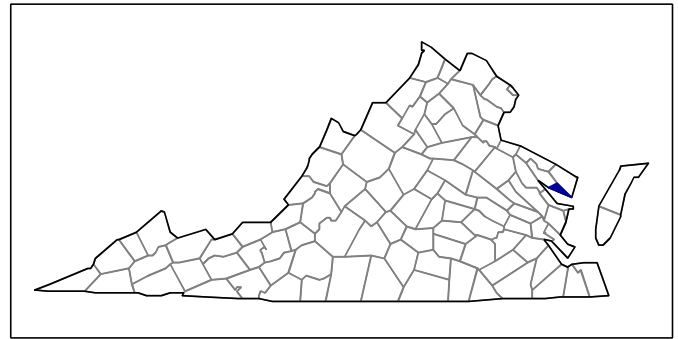




# 2002 Census of Agriculture County Profile



## Lancaster, Virginia

### Number of farms

61 farms in 2002, 78 farms in 1997, down 22 percent.

### Land in farms

12,453 acres in 2002, 17,337 acres in 1997, down 28 percent.

### Average size of farm

204 acres in 2002, 222 acres in 1997, down 8 percent.

### Market Value of Production

\$2,265,000 in 2002, \$3,270,000 in 1997, down 31 percent.

Crop sales accounted for \$2,193,000 of the total value in 2002.

Livestock sales accounted for \$71,000 of the total value in 2002.

### Market Value of Production, average per farm

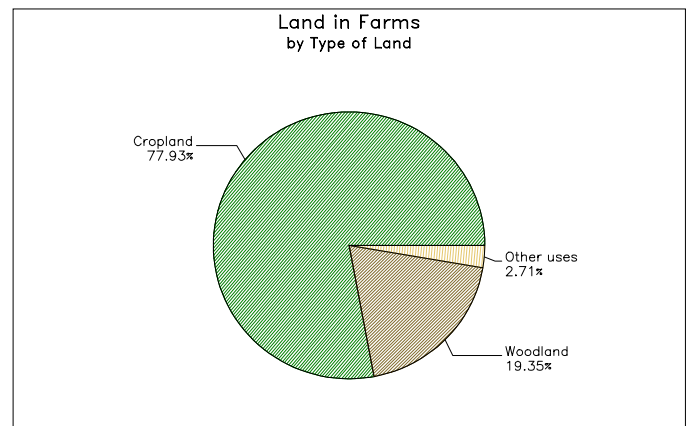
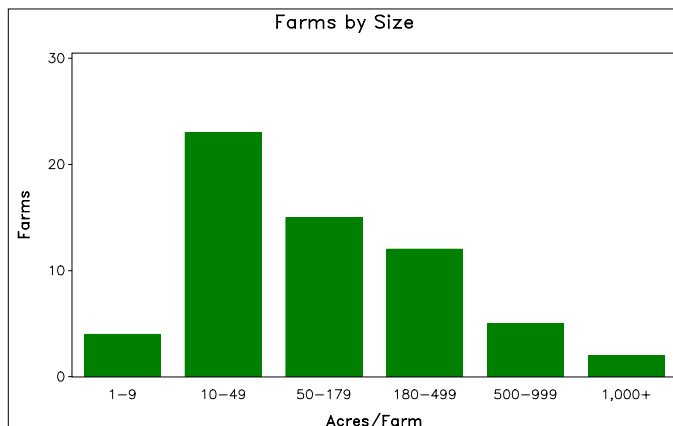
\$37,125 in 2002, \$41,921 in 1997, down 11 percent.

### Government Payments

\$164,000 in 2002, \$167,000 in 1997, down 2 percent.

### Government Payments, average per farm receiving payments

\$5,658 in 2002, \$3,716 in 1997, up 52 percent.



**2002 Census of Agriculture  
County Profile  
United States Department of Agriculture, Virginia Agricultural Statistics Service**

**Lancaster, Virginia**

**Ranked items among the 98 state counties and 3,078 U.S. counties, 2002**

Item	Quantity	State Rank	Universe <sup>1</sup>	U.S. Rank	Universe <sup>1</sup>
<b>MARKET VALUE OF AGRICULTURAL PRODUCTS SOLD (\$1,000)</b>					
Total value of agricultural products sold	2,265	93	98	2,937	3,075
Value of crops including nursery and greenhouse	2,193	70	97	2,476	3,070
Value of livestock, poultry, and their products	71	97	98	3,038	3,070
<b>VALUE OF SALES BY COMMODITY GROUP (\$1,000)</b>					
Grains, oilseeds, dry beans, and dry peas	2,004	27	95	1,563	2,871
Tobacco	-	-	43	-	560
Cotton and cottonseed	-	-	15	-	656
Vegetables, melons, potatoes, and sweet potatoes	64	67	95	1,940	2,747
Fruits, tree nuts, and berries	(D)	(D)	93	(D)	2,638
Nursery, greenhouse, floriculture, and sod	73	77	95	2,173	2,708
Cut Christmas trees and short rotation woody crops	-	-	76	-	1,774
Other crops and hay	(D)	(D)	97	(D)	3,046
Poultry and eggs	(Z)	92	94	2,907	2,918
Cattle and calves	(D)	(D)	97	(D)	3,053
Milk and other dairy products from cows	-	-	83	-	2,493
Hogs and pigs	-	-	90	-	2,919
Sheep, goats, and their products	2	87	93	2,787	2,997
Horses, ponies, mules, burros, and donkeys	(D)	(D)	94	(D)	3,014
Aquaculture	-	-	44	-	1,520
Other animals and other animal products	-	-	87	-	2,727
<b>TOP LIVESTOCK INVENTORY ITEMS (number)</b>					
Cattle and calves	285	94	97	3,003	3,059
Sheep and lambs	(D)	74	93	(D)	2,867
Horses and ponies	40	95	97	3,019	3,065
All Goats	17	90	95	2,806	2,971
Layers 20 weeks old and older <sup>3</sup>	(D)	(D)	96	(D)	2,983
<b>TOP CROP ITEMS (acres)</b>					
Soybeans	5,386	31	79	1,182	2,076
Corn for grain	2,981	33	96	1,445	2,592
All Wheat for grain	1,845	27	87	1,318	2,517
Barley	862	16	73	313	1,246
Forage - land used for all hay and haylage, grass silage, and greenchop	228	95	97	2,996	3,059

**Other County Highlights**

Economic Characteristics	Quantity
Farms by value of sales	
Less than \$1,000	17
\$1,000 to \$2,499	4
\$2,500 to \$4,999	7
\$5,000 to \$9,999	7
\$10,000 to \$19,999	7
\$20,000 to \$24,999	1
\$25,000 to \$39,999	-
\$40,000 to \$49,999	5
\$50,000 to \$99,999	5
\$100,000 to \$249,999	6
\$250,000 to \$499,999	2
\$500,000 or more	-
Total farm production expenses (\$1,000)	1,882
Average per farm (\$)	30,847
Net cash farm income of operation (\$1,000)	590
Average per farm (\$)	9,674

Operator Characteristics	Quantity
Principal operators by primary occupation:	
Farming	33
Other	28
Principal operators by sex:	
Male	50
Female	11
Average age of principal operator (years)	55.7
All operators <sup>2</sup> by race:	
White	68
Black or African American	14
American Indian or Alaska Native	-
Native Hawaiian or Other Pacific Islander	-
Asian	-
More than one race	-
All operators <sup>2</sup> of Spanish, Hispanic, or Latino Origin	-

(D) Cannot be disclosed. (Z) Less than half of the unit shown. See "Census of Agriculture, Volume 1, Geographic Area Series" for complete footnotes.

<sup>1</sup> Universe is number of counties in state or U.S. with item.

<sup>2</sup> Data were collected for a maximum of three operators per farm.

<sup>3</sup> Items with a rank that cannot be disclosed are separated by a blank line, position in table does not indicate rank.