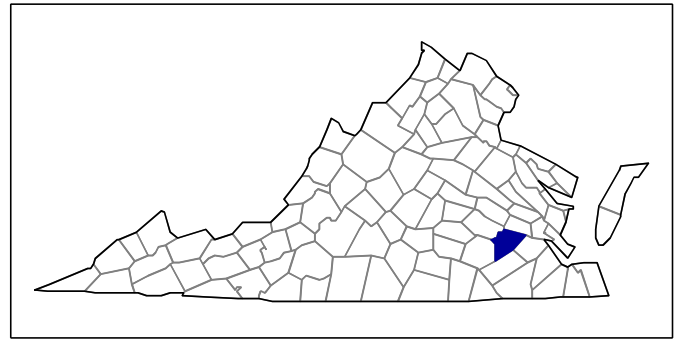




# 2002 Census of Agriculture County Profile



## Prince George, Virginia

### Number of farms

218 farms in 2002, 168 farms in 1997, up 30 percent.

### Land in farms

55,111 acres in 2002, 49,055 acres in 1997, up 12 percent.

### Average size of farm

253 acres in 2002, 292 acres in 1997, down 13 percent.

### Market Value of Production

\$4,291,000 in 2002, \$5,957,000 in 1997, down 28 percent.

Crop sales accounted for \$3,801,000 of the total value in 2002.

Livestock sales accounted for \$490,000 of the total value in 2002.

### Market Value of Production, average per farm

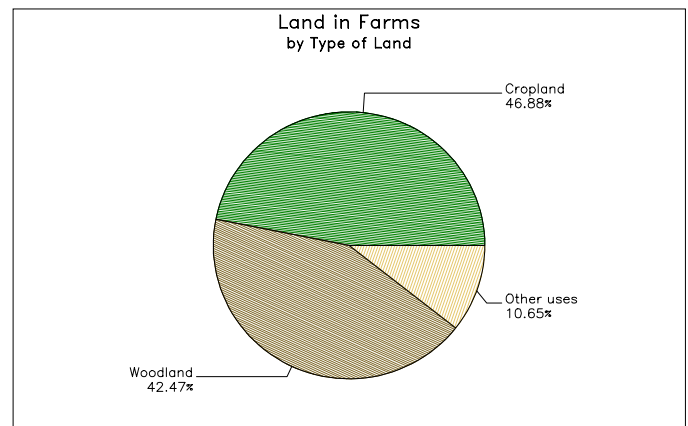
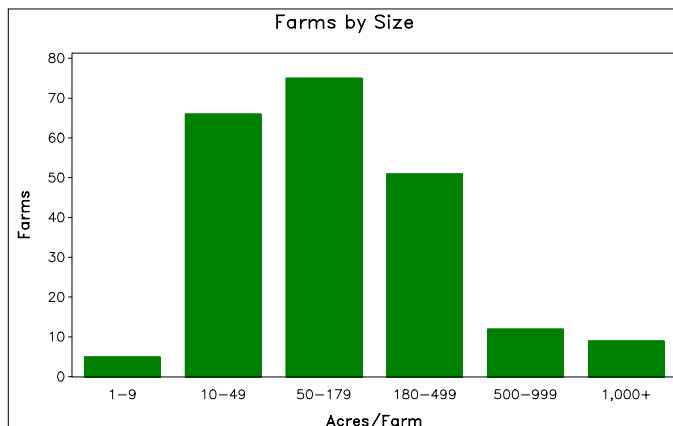
\$19,682 in 2002, \$35,457 in 1997, down 44 percent.

### Government Payments

\$590,000 in 2002, \$225,000 in 1997, up 162 percent.

### Government Payments, average per farm receiving payments

\$8,433 in 2002, \$3,088 in 1997, up 173 percent.



**2002 Census of Agriculture  
County Profile  
United States Department of Agriculture, Virginia Agricultural Statistics Service**

**Prince George, Virginia**

**Ranked items among the 98 state counties and 3,078 U.S. counties, 2002**

Item	Quantity	State Rank	Universe <sup>1</sup>	U.S. Rank	Universe <sup>1</sup>
<b>MARKET VALUE OF AGRICULTURAL PRODUCTS SOLD (\$1,000)</b>					
Total value of agricultural products sold	4,291	83	98	2,808	3,075
Value of crops including nursery and greenhouse	3,801	53	97	2,226	3,070
Value of livestock, poultry, and their products	490	89	98	2,952	3,070
<b>VALUE OF SALES BY COMMODITY GROUP (\$1,000)</b>					
Grains, oilseeds, dry beans, and dry peas	3,093	20	95	1,408	2,871
Tobacco	-	-	43	-	560
Cotton and cottonseed	-	-	15	-	656
Vegetables, melons, potatoes, and sweet potatoes	246	30	95	1,272	2,747
Fruits, tree nuts, and berries	-	-	93	-	2,638
Nursery, greenhouse, floriculture, and sod	(D)	(D)	95	(D)	2,708
Cut Christmas trees and short rotation woody crops	(D)	(D)	76	(D)	1,774
Other crops and hay	347	58	97	2,188	3,046
Poultry and eggs	3	67	94	2,351	2,918
Cattle and calves	406	74	97	2,789	3,053
Milk and other dairy products from cows	(D)	(D)	83	(D)	2,493
Hogs and pigs	(D)	(D)	90	(D)	2,919
Sheep, goats, and their products	24	44	93	1,770	2,997
Horses, ponies, mules, burros, and donkeys	19	84	94	2,788	3,014
Aquaculture	-	-	44	-	1,520
Other animals and other animal products	(D)	(D)	87	(D)	2,727
<b>TOP LIVESTOCK INVENTORY ITEMS (number)</b>					
Cattle and calves	2,326	72	97	2,784	3,059
All Goats	794	13	95	633	2,971
Horses and ponies	526	52	97	2,098	3,065
Geese	202	1	70	157	2,396
Broilers and other meat-type chickens	(D)	36	79	(D)	2,599
<b>TOP CROP ITEMS (acres)</b>					
Soybeans	10,162	19	79	1,032	2,076
Corn for grain	5,249	24	96	1,259	2,592
All Wheat for grain	4,694	16	87	949	2,517
Forage - land used for all hay and haylage, grass silage, and greenchop	3,722	67	97	2,477	3,059
Peanuts	661	8	14	173	398

**Other County Highlights**

Economic Characteristics	Quantity	Operator Characteristics	Quantity
Farms by value of sales		Principal operators by primary occupation:	
Less than \$1,000	107	Farming	132
\$1,000 to \$2,499	23	Other	86
\$2,500 to \$4,999	12		
\$5,000 to \$9,999	17	Principal operators by sex:	
\$10,000 to \$19,999	25	Male	171
\$20,000 to \$24,999	4	Female	47
\$25,000 to \$39,999	9		
\$40,000 to \$49,999	1	Average age of principal operator (years)	56.2
\$50,000 to \$99,999	10		
\$100,000 to \$249,999	6	All operators <sup>2</sup> by race:	
\$250,000 to \$499,999	4	White	287
\$500,000 or more	-	Black or African American	13
Total farm production expenses (\$1,000)	5,563	American Indian or Alaska Native	-
Average per farm (\$)	25,756	Native Hawaiian or Other Pacific Islander	-
		Asian	-
Net cash farm income of operation (\$1,000)	-624	More than one race	-
Average per farm (\$)	-2,887	All operators <sup>2</sup> of Spanish, Hispanic, or Latino Origin	2

(D) Cannot be disclosed. (Z) Less than half of the unit shown. See "Census of Agriculture, Volume 1, Geographic Area Series" for complete footnotes.

<sup>1</sup> Universe is number of counties in state or U.S. with item.

<sup>2</sup> Data were collected for a maximum of three operators per farm.