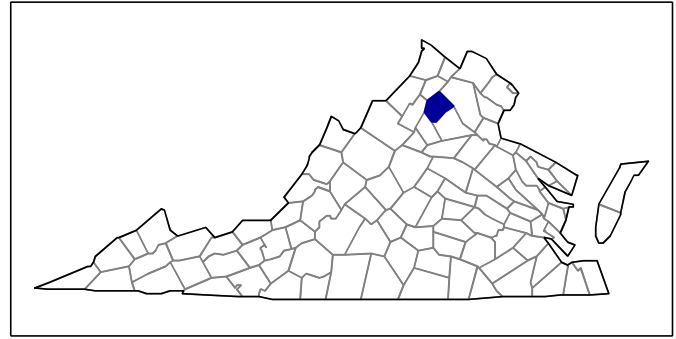




# 2002 Census of Agriculture County Profile



## Rappahannock, Virginia

### Number of farms

443 farms in 2002, 413 farms in 1997, up 7 percent.

### Land in farms

78,483 acres in 2002, 76,223 acres in 1997, up 3 percent.

### Average size of farm

177 acres in 2002, 185 acres in 1997, down 4 percent.

### Market Value of Production

\$7,089,000 in 2002, \$5,714,000 in 1997, up 24 percent.

Crop sales accounted for \$2,093,000 of the total value in 2002.

Livestock sales accounted for \$4,996,000 of the total value in 2002.

### Market Value of Production, average per farm

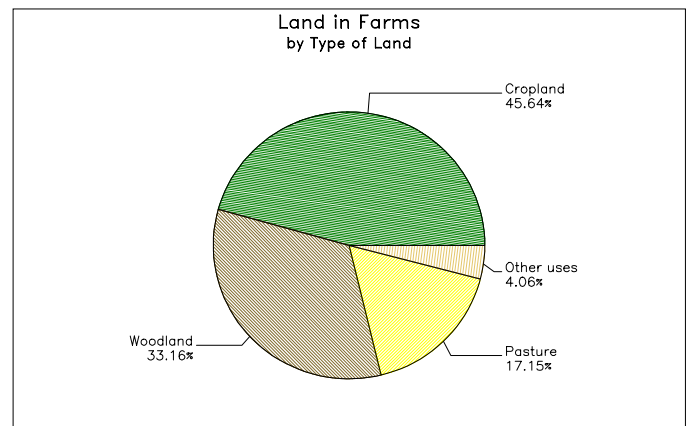
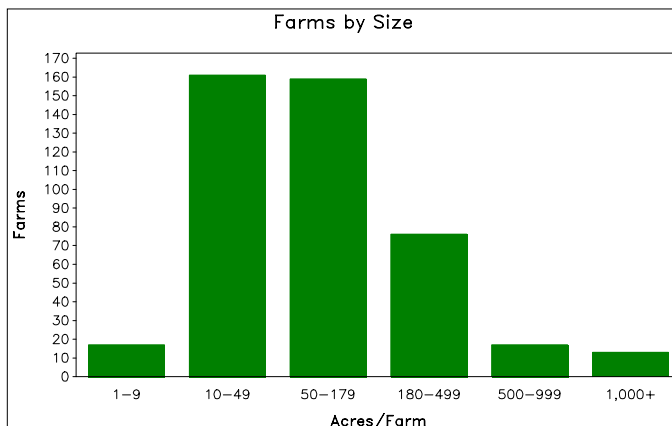
\$16,002 in 2002, \$13,834 in 1997, up 16 percent.

### Government Payments

\$75,000 in 2002, \$66,000 in 1997, up 14 percent.

### Government Payments, average per farm receiving payments

\$2,136 in 2002, \$1,773 in 1997, up 20 percent.



**2002 Census of Agriculture  
County Profile  
United States Department of Agriculture, Virginia Agricultural Statistics Service**

**Rappahannock, Virginia**

**Ranked items among the 98 state counties and 3,078 U.S. counties, 2002**

Item	Quantity	State Rank	Universe <sup>1</sup>	U.S. Rank	Universe <sup>1</sup>
<b>MARKET VALUE OF AGRICULTURAL PRODUCTS SOLD (\$1,000)</b>					
Total value of agricultural products sold	7,089	66	98	2,645	3,075
Value of crops including nursery and greenhouse	2,093	71	97	2,494	3,070
Value of livestock, poultry, and their products	4,996	58	98	2,348	3,070
<b>VALUE OF SALES BY COMMODITY GROUP (\$1,000)</b>					
Grains, oilseeds, dry beans, and dry peas	105	68	95	2,371	2,871
Tobacco	-	-	43	-	560
Cotton and cottonseed	-	-	15	-	656
Vegetables, melons, potatoes, and sweet potatoes	90	56	95	1,768	2,747
Fruits, tree nuts, and berries	1,064	10	93	338	2,638
Nursery, greenhouse, floriculture, and sod	266	61	95	1,694	2,708
Cut Christmas trees and short rotation woody crops	7	56	76	1,263	1,774
Other crops and hay	560	41	97	1,805	3,046
Poultry and eggs	7	57	94	2,085	2,918
Cattle and calves	4,325	36	97	1,637	3,053
Milk and other dairy products from cows	(D)	(D)	83	(D)	2,493
Hogs and pigs	(D)	(D)	90	(D)	2,919
Sheep, goats, and their products	76	18	93	986	2,997
Horses, ponies, mules, burros, and donkeys	428	17	94	485	3,014
Aquaculture	-	-	44	-	1,520
Other animals and other animal products	142	8	87	728	2,727
<b>TOP LIVESTOCK INVENTORY ITEMS (number)</b>					
Cattle and calves	17,548	35	97	1,579	3,059
Layers 20 weeks old and older	1,098	34	96	1,326	2,983
Horses and ponies	849	32	97	1,501	3,065
All Goats	611	26	95	840	2,971
Deer <sup>3</sup>	(D)	(D)	5	(D)	1,080
<b>TOP CROP ITEMS (acres)</b>					
Forage - land used for all hay and haylage, grass silage, and greenchop	18,588	33	97	1,171	3,059
Apples	380	10	87	132	2,173
Corn for grain	318	76	96	2,098	2,592
Soybeans	305	60	79	1,740	2,076
Corn for silage	278	60	87	1,640	2,307

**Other County Highlights**

Economic Characteristics	Quantity	Operator Characteristics	Quantity
Farms by value of sales		Principal operators by primary occupation:	
Less than \$1,000	125	Farming	232
\$1,000 to \$2,499	66	Other	211
\$2,500 to \$4,999	64		
\$5,000 to \$9,999	70	Principal operators by sex:	
\$10,000 to \$19,999	46	Male	329
\$20,000 to \$24,999	16	Female	114
\$25,000 to \$39,999	19		
\$40,000 to \$49,999	7	Average age of principal operator (years)	58.5
\$50,000 to \$99,999	13		
\$100,000 to \$249,999	15	All operators <sup>2</sup> by race:	
\$250,000 to \$499,999	1	White	636
\$500,000 or more	1	Black or African American	12
Total farm production expenses (\$1,000)	7,552	American Indian or Alaska Native	-
Average per farm (\$)	17,085	Native Hawaiian or Other Pacific Islander	-
Net cash farm income of operation (\$1,000)	-1,319	Asian	1
Average per farm (\$)	-2,985	More than one race	5
		All operators <sup>2</sup> of Spanish, Hispanic, or Latino Origin	11

(D) Cannot be disclosed. (Z) Less than half of the unit shown. See "Census of Agriculture, Volume 1, Geographic Area Series" for complete footnotes.

<sup>1</sup> Universe is number of counties in state or U.S. with item.

<sup>2</sup> Data were collected for a maximum of three operators per farm.

<sup>3</sup> Items with a rank that cannot be disclosed are separated by a blank line, position in table does not indicate rank.