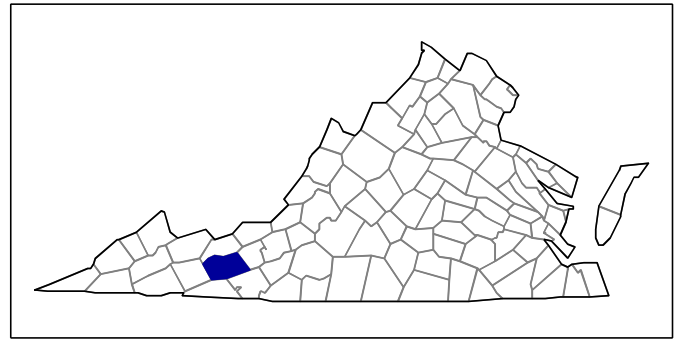




# 2002 Census of Agriculture County Profile



## Wythe, Virginia

### Number of farms

876 farms in 2002, 876 farms in 1997, unchanged.

### Land in farms

151,059 acres in 2002, 148,119 acres in 1997, up 2 percent.

### Average size of farm

172 acres in 2002, 169 acres in 1997, up 2 percent.

### Market Value of Production

\$30,528,000 in 2002, \$25,335,000 in 1997, up 20 percent.

Crop sales accounted for \$2,331,000 of the total value in 2002.

Livestock sales accounted for \$28,196,000 of the total value in 2002.

### Market Value of Production, average per farm

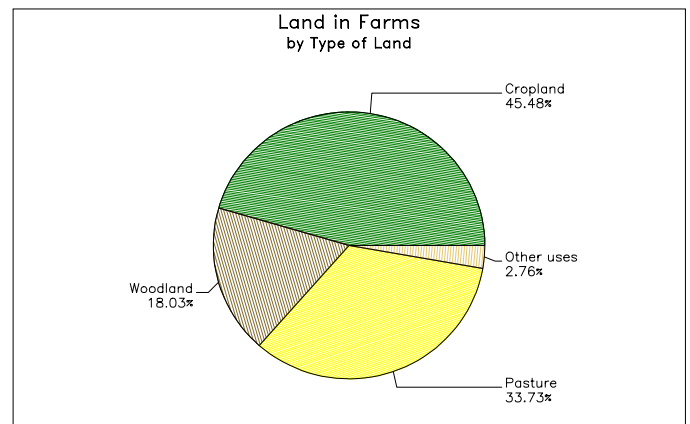
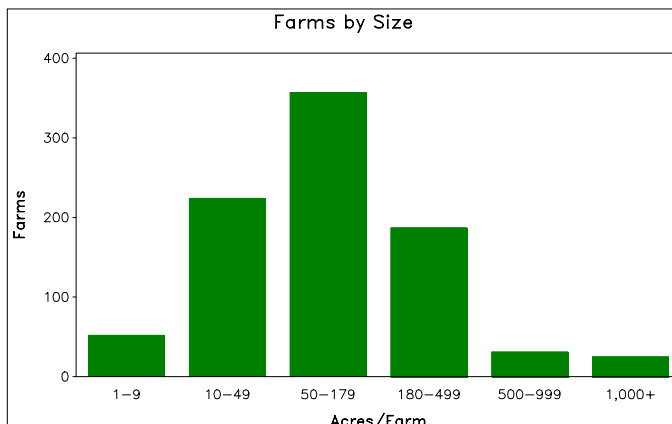
\$34,849 in 2002, \$28,921 in 1997, up 20 percent.

### Government Payments

\$1,206,000 in 2002, \$179,000 in 1997, up 574 percent.

### Government Payments, average per farm receiving payments

\$4,923 in 2002, \$1,662 in 1997, up 196 percent.



**2002 Census of Agriculture  
County Profile  
United States Department of Agriculture, Virginia Agricultural Statistics Service**

**Wythe, Virginia**

**Ranked items among the 98 state counties and 3,078 U.S. counties, 2002**

Item	Quantity	State Rank	Universe <sup>1</sup>	U.S. Rank	Universe <sup>1</sup>
<b>MARKET VALUE OF AGRICULTURAL PRODUCTS SOLD (\$1,000)</b>					
Total value of agricultural products sold	30,528	21	98	1,684	3,075
Value of crops including nursery and greenhouse	2,331	69	97	2,447	3,070
Value of livestock, poultry, and their products	28,196	10	98	986	3,070
<b>VALUE OF SALES BY COMMODITY GROUP (\$1,000)</b>					
Grains, oilseeds, dry beans, and dry peas	327	56	95	2,115	2,871
Tobacco	184	29	43	374	560
Cotton and cottonseed	-	-	15	-	656
Vegetables, melons, potatoes, and sweet potatoes	49	75	95	2,057	2,747
Fruits, tree nuts, and berries	71	52	93	1,415	2,638
Nursery, greenhouse, floriculture, and sod	694	46	95	1,255	2,708
Cut Christmas trees and short rotation woody crops	143	10	76	338	1,774
Other crops and hay	864	24	97	1,386	3,046
Poultry and eggs	5	64	94	2,235	2,918
Cattle and calves	17,268	6	97	609	3,053
Milk and other dairy products from cows	10,055	5	83	376	2,493
Hogs and pigs	55	34	90	1,666	2,919
Sheep, goats, and their products	108	15	93	765	2,997
Horses, ponies, mules, burros, and donkeys	232	31	94	974	3,014
Aquaculture	460	6	44	277	1,520
Other animals and other animal products	14	31	87	1,675	2,727
<b>TOP LIVESTOCK INVENTORY ITEMS (number)</b>					
Cattle and calves	51,992	5	97	539	3,059
Sheep and lambs	2,347	10	93	483	2,867
Horses and ponies	1,594	12	97	688	3,065
Layers 20 weeks old and older	521	50	96	1,878	2,983
All Goats	486	31	95	1,032	2,971
<b>TOP CROP ITEMS (acres)</b>					
Forage - land used for all hay and haylage, grass silage, and greenchop	31,560	9	97	679	3,059
Corn for silage	5,011	6	87	367	2,307
Corn for grain	1,817	43	96	1,597	2,592
All Wheat for grain	381	58	87	1,872	2,517
Nursery stock <sup>3</sup>	(D)	(D)	77	(D)	2,129

**Other County Highlights**

Economic Characteristics	Quantity	Operator Characteristics	Quantity
Farms by value of sales		Principal operators by primary occupation:	
Less than \$1,000	169	Farming	500
\$1,000 to \$2,499	83	Other	376
\$2,500 to \$4,999	119	Principal operators by sex:	
\$5,000 to \$9,999	151	Male	779
\$10,000 to \$19,999	134	Female	97
\$20,000 to \$24,999	27	Average age of principal operator (years)	56.4
\$25,000 to \$39,999	66	All operators <sup>2</sup> by race:	
\$40,000 to \$49,999	17	White	1,258
\$50,000 to \$99,999	44	Black or African American	7
\$100,000 to \$249,999	26	American Indian or Alaska Native	6
\$250,000 to \$499,999	31	Native Hawaiian or Other Pacific Islander	-
\$500,000 or more	9	Asian	6
Total farm production expenses (\$1,000)	26,681	More than one race	7
Average per farm (\$)	30,457	All operators <sup>2</sup> of Spanish, Hispanic, or Latino Origin	12
Net cash farm income of operation (\$1,000)	4,759		
Average per farm (\$)	5,433		

(D) Cannot be disclosed. (Z) Less than half of the unit shown. See "Census of Agriculture, Volume 1, Geographic Area Series" for complete footnotes.

<sup>1</sup> Universe is number of counties in state or U.S. with item.

<sup>2</sup> Data were collected for a maximum of three operators per farm.

<sup>3</sup> Items with a rank that cannot be disclosed are separated by a blank line, position in table does not indicate rank.