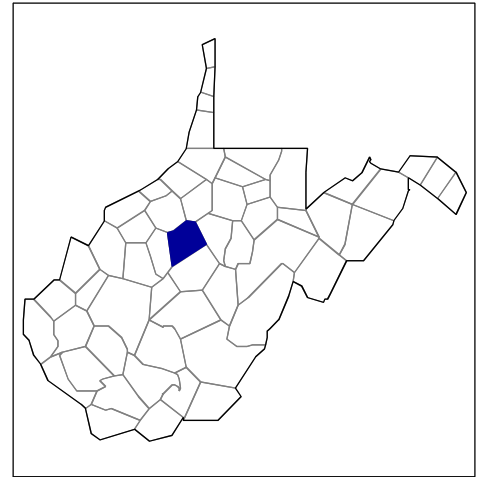


# 2002 Census of Agriculture County Profile

## Gilmer, West Virginia



### Number of farms

249 farms in 2002, 246 farms in 1997, up 1 percent.

### Land in farms

65,887 acres in 2002, 65,069 acres in 1997, up 1 percent.

### Average size of farm

265 acres in 2002, 265 acres in 1997, unchanged.

### Market Value of Production

\$2,549,000 in 2002, \$1,958,000 in 1997, up 30 percent.

Crop sales accounted for \$142,000 of the total value in 2002.

Livestock sales accounted for \$2,407,000 of the total value in 2002.

### Market Value of Production, average per farm

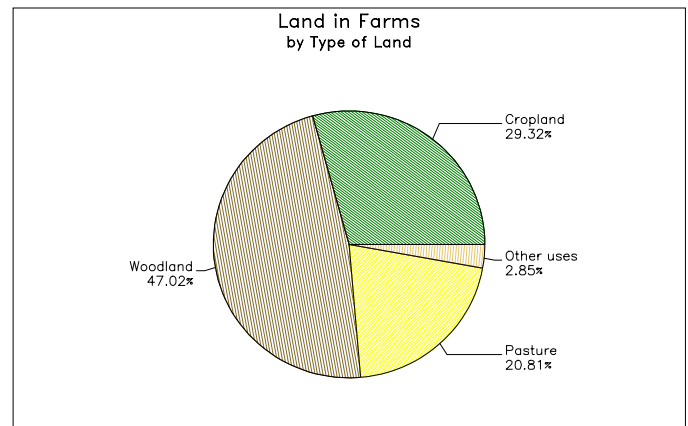
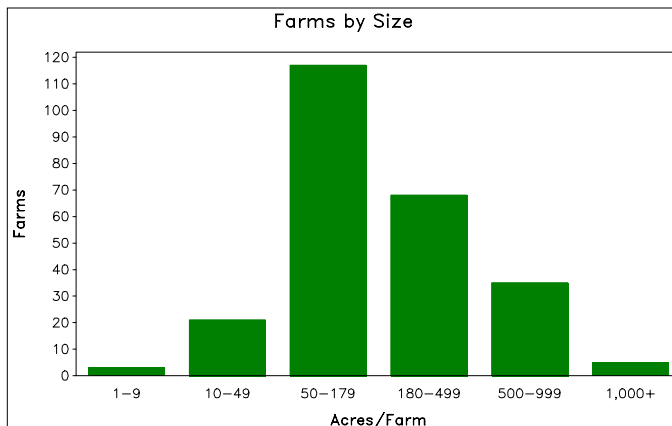
\$10,237 in 2002, \$7,961 in 1997, up 29 percent.

### Government Payments

\$31,000 in 2002, \$18,000 in 1997, up 72 percent.

### Government Payments, average per farm receiving payments

\$2,225 in 2002, \$755 in 1997, up 195 percent.



**2002 Census of Agriculture  
County Profile  
United States Department of Agriculture, West Virginia Agricultural Statistics Service**

**Gilmer, West Virginia**

**Ranked items among the 55 state counties and 3,078 U.S. counties, 2002**

Item	Quantity	State Rank	Universe <sup>1</sup>	U.S. Rank	Universe <sup>1</sup>
<b>MARKET VALUE OF AGRICULTURAL PRODUCTS SOLD (\$1,000)</b>					
Total value of agricultural products sold	2,549	29	55	2,913	3,075
Value of crops including nursery and greenhouse	142	47	55	3,018	3,070
Value of livestock, poultry, and their products	2,407	19	55	2,649	3,070
<b>VALUE OF SALES BY COMMODITY GROUP (\$1,000)</b>					
Grains, oilseeds, dry beans, and dry peas	(D)	(D)	43	(D)	2,871
Tobacco	-	-	20	-	560
Cotton and cottonseed	-	-	-	-	656
Vegetables, melons, potatoes, and sweet potatoes	(D)	(D)	52	(D)	2,747
Fruits, tree nuts, and berries	18	25	52	2,003	2,638
Nursery, greenhouse, floriculture, and sod	(D)	(D)	54	(D)	2,708
Cut Christmas trees and short rotation woody crops	(D)	(D)	46	(D)	1,774
Other crops and hay	106	39	53	2,767	3,046
Poultry and eggs	3	38	52	2,376	2,918
Cattle and calves	2,288	17	55	2,076	3,053
Milk and other dairy products from cows	68	35	39	2,208	2,493
Hogs and pigs	10	28	51	2,328	2,919
Sheep, goats, and their products	12	32	52	2,206	2,997
Horses, ponies, mules, burros, and donkeys	27	35	51	2,663	3,014
Aquaculture	-	-	30	-	1,520
Other animals and other animal products	(Z)	45	52	2,515	2,727
<b>TOP LIVESTOCK INVENTORY ITEMS (number)</b>					
Cattle and calves	5,439	29	55	2,475	3,059
Layers 20 weeks old and older	830	20	52	1,527	2,983
All Goats	348	20	52	1,345	2,971
Sheep and lambs	294	28	51	1,768	2,867
Horses and ponies	264	45	55	2,700	3,065
<b>TOP CROP ITEMS (acres)</b>					
Forage - land used for all hay and haylage, grass silage, and greenchop	8,027	32	55	1,966	3,059
Corn for silage	(D)	37	44	(D)	2,307
Corn for grain	11	41	47	2,514	2,592
Apples	8	33	52	1,209	2,173
Cut Christmas trees <sup>3</sup>	(D)	(D)	49	(D)	1,877

**Other County Highlights**

Economic Characteristics	Quantity	Operator Characteristics	Quantity
Farms by value of sales		Principal operators by primary occupation:	
Less than \$1,000	79	Farming	127
\$1,000 to \$2,499	46	Other	122
\$2,500 to \$4,999	38	Principal operators by sex:	
\$5,000 to \$9,999	34	Male	222
\$10,000 to \$19,999	35	Female	27
\$20,000 to \$24,999	7	Average age of principal operator (years)	53.3
\$25,000 to \$39,999	5	All operators <sup>2</sup> by race:	
\$40,000 to \$49,999	-	White	363
\$50,000 to \$99,999	3	Black or African American	6
\$100,000 to \$249,999	-	American Indian or Alaska Native	-
\$250,000 to \$499,999	1	Native Hawaiian or Other Pacific Islander	-
\$500,000 or more	1	Asian	-
Total farm production expenses (\$1,000)	2,935	More than one race	1
Average per farm (\$)	11,834	All operators <sup>2</sup> of Spanish, Hispanic, or Latino Origin	3
Net cash farm income of operation (\$1,000)	-138		
Average per farm (\$)	-555		

(D) Cannot be disclosed. (Z) Less than half of the unit shown. See "Census of Agriculture, Volume 1, Geographic Area Series" for complete footnotes.

<sup>1</sup> Universe is number of counties in state or U.S. with item.

<sup>2</sup> Data were collected for a maximum of three operators per farm.

<sup>3</sup> Items with a rank that cannot be disclosed are separated by a blank line, position in table does not indicate rank.