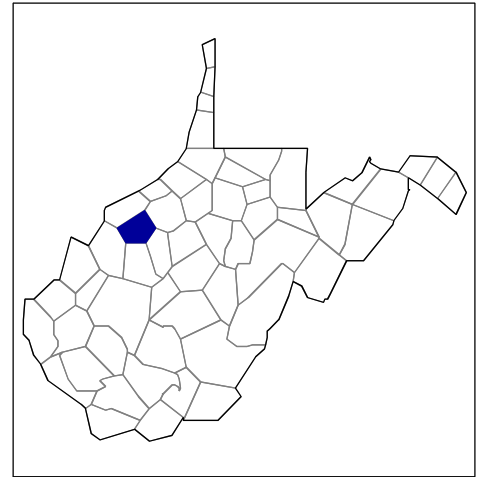


2002 Census of Agriculture County Profile

Wirt, West Virginia



Number of farms

223 farms in 2002, 232 farms in 1997, down 4 percent.

Land in farms

40,286 acres in 2002, 38,492 acres in 1997, up 5 percent.

Average size of farm

181 acres in 2002, 166 acres in 1997, up 9 percent.

Market Value of Production

\$4,022,000 in 2002, \$2,678,000 in 1997, up 50 percent.

Crop sales accounted for \$2,234,000 of the total value in 2002.

Livestock sales accounted for \$1,788,000 of the total value in 2002.

Market Value of Production, average per farm

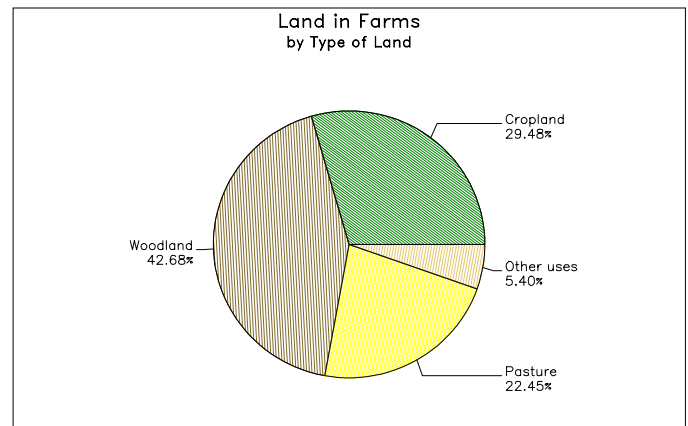
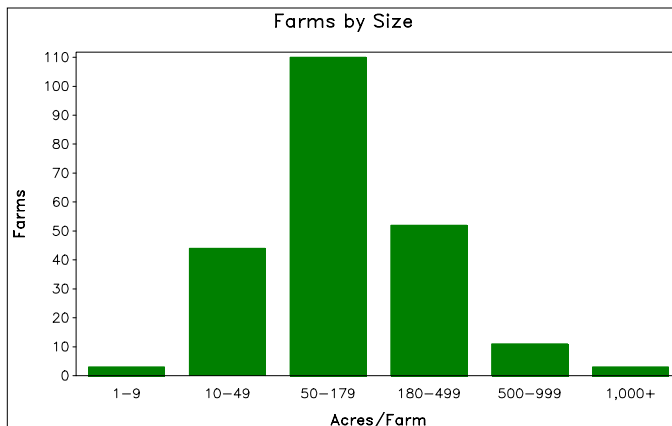
\$18,037 in 2002, \$11,544 in 1997, up 56 percent.

Government Payments

\$12,000 in 2002, \$14,000 in 1997, down 14 percent.

Government Payments, average per farm receiving payments

\$1,294 in 2002, \$1,164 in 1997, up 11 percent.



**2002 Census of Agriculture
County Profile
United States Department of Agriculture, West Virginia Agricultural Statistics Service**

Wirt, West Virginia

Ranked items among the 55 state counties and 3,078 U.S. counties, 2002

Item	Quantity	State Rank	Universe ¹	U.S. Rank	Universe ¹
MARKET VALUE OF AGRICULTURAL PRODUCTS SOLD (\$1,000)					
Total value of agricultural products sold	4,022	18	55	2,821	3,075
Value of crops including nursery and greenhouse	2,234	8	55	2,470	3,070
Value of livestock, poultry, and their products	1,788	29	55	2,747	3,070
VALUE OF SALES BY COMMODITY GROUP (\$1,000)					
Grains, oilseeds, dry beans, and dry peas	(D)	(D)	43	(D)	2,871
Tobacco	69	7	20	414	560
Cotton and cottonseed	-	-	-	-	656
Vegetables, melons, potatoes, and sweet potatoes	(D)	(D)	52	(D)	2,747
Fruits, tree nuts, and berries	(D)	(D)	52	(D)	2,638
Nursery, greenhouse, floriculture, and sod	2,048	4	54	790	2,708
Cut Christmas trees and short rotation woody crops	-	-	46	-	1,774
Other crops and hay	109	37	53	2,760	3,046
Poultry and eggs	3	37	52	2,370	2,918
Cattle and calves	1,555	26	55	2,324	3,053
Milk and other dairy products from cows	(D)	(D)	39	(D)	2,493
Hogs and pigs	(D)	(D)	51	(D)	2,919
Sheep, goats, and their products	5	42	52	2,605	2,997
Horses, ponies, mules, burros, and donkeys	22	38	51	2,740	3,014
Aquaculture	(D)	(D)	30	(D)	1,520
Other animals and other animal products	1	44	52	2,486	2,727
TOP LIVESTOCK INVENTORY ITEMS (number)					
Cattle and calves	4,664	31	55	2,554	3,059
Layers 20 weeks old and older	504	32	52	1,897	2,983
Horses and ponies	304	43	55	2,611	3,065
All Goats	164	37	52	1,969	2,971
Sheep and lambs	133	40	51	2,137	2,867
TOP CROP ITEMS (acres)					
Forage - land used for all hay and haylage, grass silage, and greenchop	6,828	34	55	2,076	3,059
Corn for silage	(D)	35	44	(D)	2,307
Tobacco	25	8	22	416	563
Corn for grain ³	(D)	(D)	47	(D)	2,592
Sorghum for silage ³	(D)	(D)	15	(D)	1,387

Other County Highlights

Economic Characteristics	Quantity	Operator Characteristics	Quantity
Farms by value of sales		Principal operators by primary occupation:	
Less than \$1,000	79	Farming	106
\$1,000 to \$2,499	41	Other	117
\$2,500 to \$4,999	34	Principal operators by sex:	
\$5,000 to \$9,999	27	Male	208
\$10,000 to \$19,999	18	Female	15
\$20,000 to \$24,999	8	Average age of principal operator (years)	55.8
\$25,000 to \$39,999	7	All operators ² by race:	
\$40,000 to \$49,999	1	White	289
\$50,000 to \$99,999	3	Black or African American	-
\$100,000 to \$249,999	2	American Indian or Alaska Native	-
\$250,000 to \$499,999	-	Native Hawaiian or Other Pacific Islander	-
\$500,000 or more	3	Asian	-
Total farm production expenses (\$1,000)	3,875	More than one race	1
Average per farm (\$)	17,298	All operators ² of Spanish, Hispanic, or Latino Origin	-
Net cash farm income of operation (\$1,000)	-560		
Average per farm (\$)	-2,499		

(D) Cannot be disclosed. (Z) Less than half of the unit shown. See "Census of Agriculture, Volume 1, Geographic Area Series" for complete footnotes.

¹ Universe is number of counties in state or U.S. with item.

² Data were collected for a maximum of three operators per farm.

³ Items with a rank that cannot be disclosed are separated by a blank line, position in table does not indicate rank.