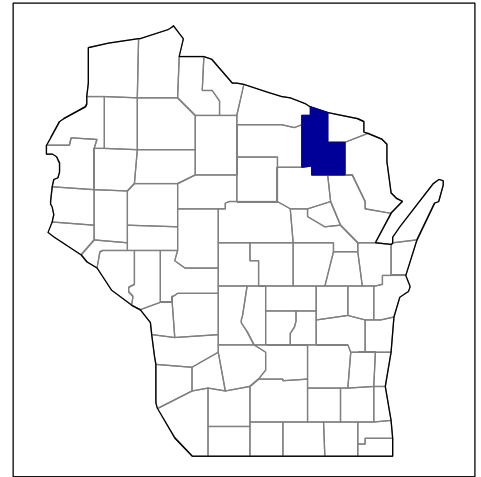


# 2002 Census of Agriculture County Profile

## Forest, Wisconsin



### Number of farms

164 farms in 2002, 149 farms in 1997, up 10 percent.

### Land in farms

33,630 acres in 2002, 32,328 acres in 1997, up 4 percent.

### Average size of farm

205 acres in 2002, 217 acres in 1997, down 6 percent.

### Market Value of Production

\$3,526,000 in 2002, \$3,801,000 in 1997, down 7 percent.

Crop sales accounted for \$732,000 of the total value in 2002.

Livestock sales accounted for \$2,795,000 of the total value in 2002.

### Market Value of Production, average per farm

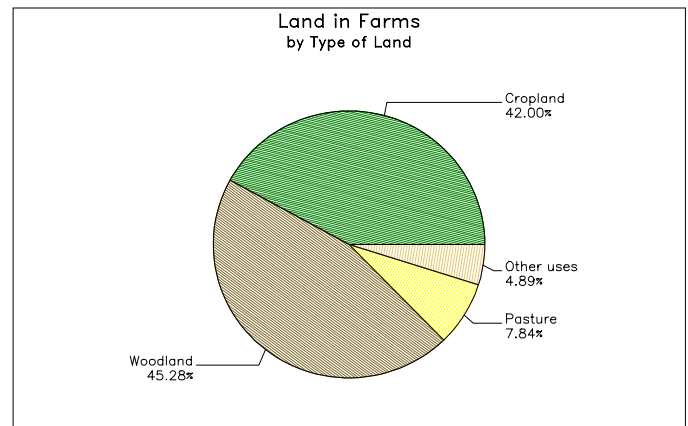
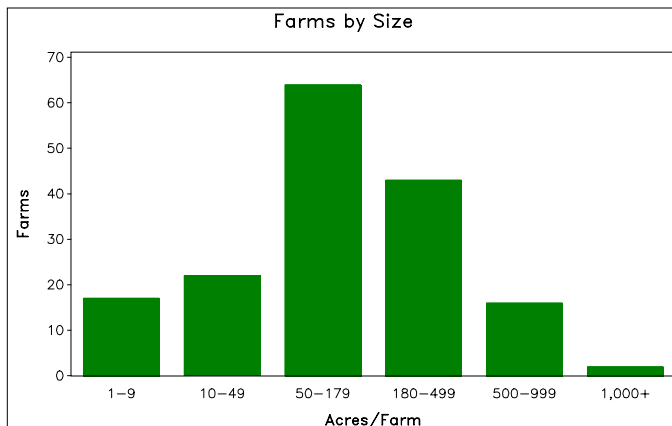
\$21,503 in 2002, \$25,507 in 1997, down 16 percent.

### Government Payments

\$46,000 in 2002, \$52,000 in 1997, down 12 percent.

### Government Payments, average per farm receiving payments

\$1,706 in 2002, \$974 in 1997, up 75 percent.



**2002 Census of Agriculture  
County Profile  
United States Department of Agriculture, Wisconsin Agricultural Statistics Service**

**Forest, Wisconsin**

**Ranked items among the 72 state counties and 3,078 U.S. counties, 2002**

Item	Quantity	State Rank	Universe <sup>1</sup>	U.S. Rank	Universe <sup>1</sup>
<b>MARKET VALUE OF AGRICULTURAL PRODUCTS SOLD (\$1,000)</b>					
Total value of agricultural products sold	3,526	69	72	2,855	3,075
Value of crops including nursery and greenhouse	732	70	72	2,822	3,070
Value of livestock, poultry, and their products	2,795	66	72	2,601	3,070
<b>VALUE OF SALES BY COMMODITY GROUP (\$1,000)</b>					
Grains, oilseeds, dry beans, and dry peas	(D)	(D)	72	(D)	2,871
Tobacco	-	-	13	-	560
Cotton and cottonseed	-	-	-	-	656
Vegetables, melons, potatoes, and sweet potatoes	(D)	(D)	71	(D)	2,747
Fruits, tree nuts, and berries	(D)	(D)	71	(D)	2,638
Nursery, greenhouse, floriculture, and sod	128	66	70	2,003	2,708
Cut Christmas trees and short rotation woody crops	36	41	68	745	1,774
Other crops and hay	362	65	72	2,159	3,046
Poultry and eggs	(D)	(D)	71	(D)	2,918
Cattle and calves	2,046	61	72	2,154	3,053
Milk and other dairy products from cows	604	67	69	1,574	2,493
Hogs and pigs	(D)	(D)	71	(D)	2,919
Sheep, goats, and their products	(D)	(D)	70	(D)	2,997
Horses, ponies, mules, burros, and donkeys	46	63	69	2,391	3,014
Aquaculture	-	-	56	-	1,520
Other animals and other animal products	71	54	68	1,005	2,727
<b>TOP LIVESTOCK INVENTORY ITEMS (number)</b>					
Cattle and calves	4,790	66	72	2,547	3,059
Layers 20 weeks old and older	554	63	72	1,819	2,983
Horses and ponies	520	63	72	2,114	3,065
Pheasants	275	36	60	558	1,541
Elk	245	17	55	101	783
<b>TOP CROP ITEMS (acres)</b>					
Forage - land used for all hay and haylage, grass silage, and greenchop	7,544	66	72	2,006	3,059
Corn for silage	459	67	71	1,459	2,307
Oats	385	65	71	981	2,215
Cut Christmas trees	271	32	70	317	1,877
Wild rice <sup>3</sup>	(D)	(D)	3	(D)	20

**Other County Highlights**

Economic Characteristics	Quantity	Operator Characteristics	Quantity
Farms by value of sales		Principal operators by primary occupation:	
Less than \$1,000	75	Farming	67
\$1,000 to \$2,499	9	Other	97
\$2,500 to \$4,999	15	Principal operators by sex:	
\$5,000 to \$9,999	18	Male	138
\$10,000 to \$19,999	17	Female	26
\$20,000 to \$24,999	6	Average age of principal operator (years)	56.8
\$25,000 to \$39,999	7	All operators <sup>2</sup> by race:	
\$40,000 to \$49,999	1	White	221
\$50,000 to \$99,999	6	Black or African American	-
\$100,000 to \$249,999	7	American Indian or Alaska Native	4
\$250,000 to \$499,999	2	Native Hawaiian or Other Pacific Islander	-
\$500,000 or more	1	Asian	-
Total farm production expenses (\$1,000)	3,199	More than one race	-
Average per farm (\$)	19,507	All operators <sup>2</sup> of Spanish, Hispanic, or Latino Origin	2
Net cash farm income of operation (\$1,000)	212		
Average per farm (\$)	1,291		

(D) Cannot be disclosed. (Z) Less than half of the unit shown. See "Census of Agriculture, Volume 1, Geographic Area Series" for complete footnotes.

<sup>1</sup> Universe is number of counties in state or U.S. with item.

<sup>2</sup> Data were collected for a maximum of three operators per farm.

<sup>3</sup> Items with a rank that cannot be disclosed are separated by a blank line, position in table does not indicate rank.