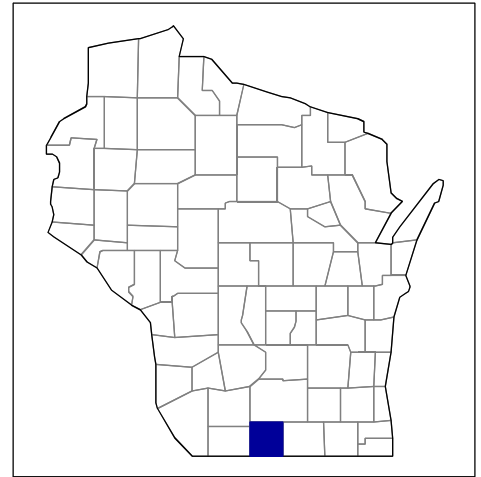




2002 Census of Agriculture County Profile

Green, Wisconsin



Number of farms

1,490 farms in 2002, 1,502 farms in 1997, down 1 percent.

Land in farms

306,946 acres in 2002, 315,986 acres in 1997, down 3 percent.

Average size of farm

206 acres in 2002, 210 acres in 1997, down 2 percent.

Market Value of Production

\$117,216,000 in 2002, \$127,119,000 in 1997, down 8 percent.

Crop sales accounted for \$27,024,000 of the total value in 2002.

Livestock sales accounted for \$90,192,000 of the total value in 2002.

Market Value of Production, average per farm

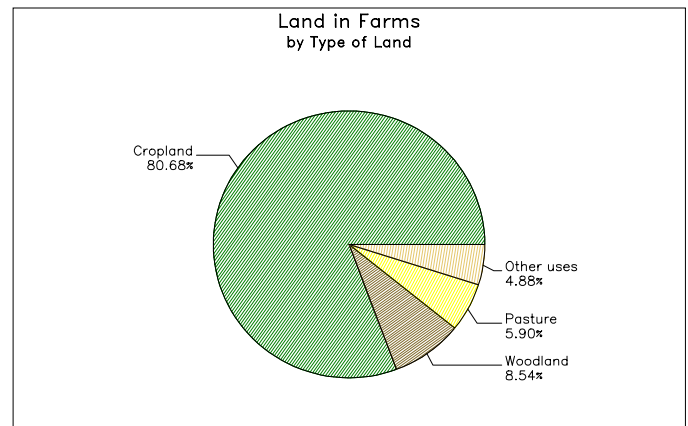
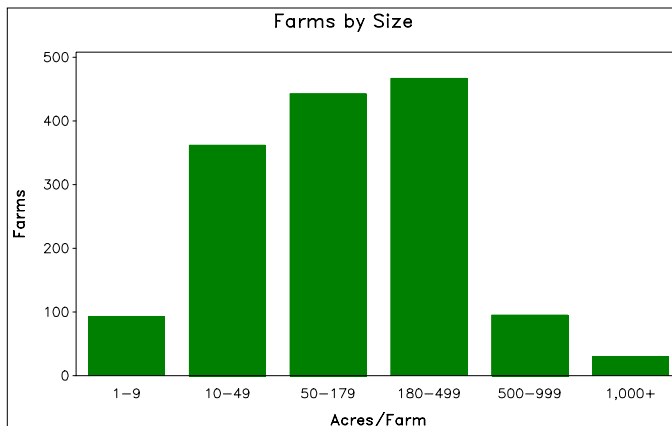
\$78,668 in 2002, \$84,633 in 1997, down 7 percent.

Government Payments

\$7,430,000 in 2002, \$4,170,000 in 1997, up 78 percent.

Government Payments, average per farm receiving payments

\$8,570 in 2002, \$4,395 in 1997, up 95 percent.



**2002 Census of Agriculture
County Profile
United States Department of Agriculture, Wisconsin Agricultural Statistics Service**

Green, Wisconsin

Ranked items among the 72 state counties and 3,078 U.S. counties, 2002

Item	Quantity	State Rank	Universe ¹	U.S. Rank	Universe ¹
MARKET VALUE OF AGRICULTURAL PRODUCTS SOLD (\$1,000)					
Total value of agricultural products sold	117,216	17	72	388	3,075
Value of crops including nursery and greenhouse	27,024	25	72	938	3,070
Value of livestock, poultry, and their products	90,192	15	72	249	3,070
VALUE OF SALES BY COMMODITY GROUP (\$1,000)					
Grains, oilseeds, dry beans, and dry peas	22,682	11	72	619	2,871
Tobacco	-	-	13	-	560
Cotton and cottonseed	-	-	-	-	656
Vegetables, melons, potatoes, and sweet potatoes	449	48	71	1,043	2,747
Fruits, tree nuts, and berries	(D)	(D)	71	(D)	2,638
Nursery, greenhouse, floriculture, and sod	750	43	70	1,226	2,708
Cut Christmas trees and short rotation woody crops	(D)	(D)	68	(D)	1,774
Other crops and hay	2,979	5	72	416	3,046
Poultry and eggs	237	31	71	1,179	2,918
Cattle and calves	21,495	11	72	471	3,053
Milk and other dairy products from cows	63,287	13	69	51	2,493
Hogs and pigs	3,761	7	71	553	2,919
Sheep, goats, and their products	977	2	70	99	2,997
Horses, ponies, mules, burros, and donkeys	181	31	69	1,207	3,014
Aquaculture	-	-	56	-	1,520
Other animals and other animal products	255	34	68	491	2,727
TOP LIVESTOCK INVENTORY ITEMS (number)					
Cattle and calves	81,715	14	72	216	3,059
Hogs and pigs	19,473	10	72	528	2,926
All Goats	3,967	2	71	76	2,971
Broilers and other meat-type chickens	3,643	18	71	699	2,599
Ducks ³	(D)	(D)	70	(D)	2,630
TOP CROP ITEMS (acres)					
Forage - land used for all hay and haylage, grass silage, and greenchop	74,152	9	72	103	3,059
Corn for grain	72,895	9	69	336	2,592
Soybeans	43,667	10	67	600	2,076
Corn for silage	14,900	17	71	85	2,307
Oats	5,629	15	71	65	2,215

Other County Highlights

Economic Characteristics	Quantity	Operator Characteristics	Quantity
Farms by value of sales		Principal operators by primary occupation:	
Less than \$1,000	427	Farming	942
\$1,000 to \$2,499	95	Other	548
\$2,500 to \$4,999	74	Principal operators by sex:	
\$5,000 to \$9,999	82	Male	1,352
\$10,000 to \$19,999	93	Female	138
\$20,000 to \$24,999	30	Average age of principal operator (years)	53.0
\$25,000 to \$39,999	76	All operators ² by race:	
\$40,000 to \$49,999	39	White	2,303
\$50,000 to \$99,999	190	Black or African American	-
\$100,000 to \$249,999	294	American Indian or Alaska Native	-
\$250,000 to \$499,999	64	Native Hawaiian or Other Pacific Islander	-
\$500,000 or more	26	Asian	-
Total farm production expenses (\$1,000)	104,096	More than one race	-
Average per farm (\$)	70,004	All operators ² of Spanish, Hispanic, or Latino Origin	1
Net cash farm income of operation (\$1,000)	23,861		
Average per farm (\$)	16,046		

(D) Cannot be disclosed. (Z) Less than half of the unit shown. See "Census of Agriculture, Volume 1, Geographic Area Series" for complete footnotes.

¹ Universe is number of counties in state or U.S. with item.

² Data were collected for a maximum of three operators per farm.

³ Items with a rank that cannot be disclosed are separated by a blank line, position in table does not indicate rank.