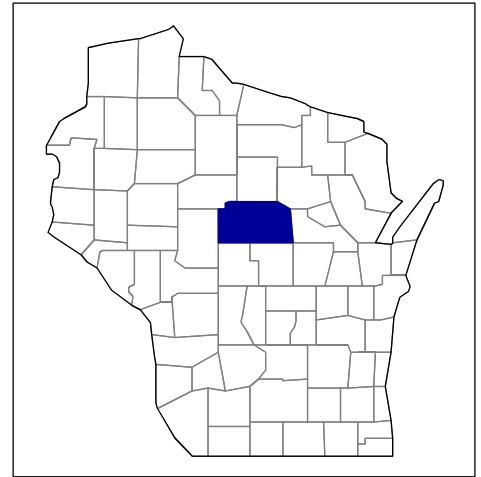




2002 Census of Agriculture County Profile

Marathon, Wisconsin



Number of farms

2,898 farms in 2002, 3,310 farms in 1997, down 12 percent.

Land in farms

531,263 acres in 2002, 580,932 acres in 1997, down 9 percent.

Average size of farm

183 acres in 2002, 176 acres in 1997, up 4 percent.

Market Value of Production

\$205,439,000 in 2002, \$225,325,000 in 1997, down 9 percent.

Crop sales accounted for \$35,144,000 of the total value in 2002.

Livestock sales accounted for \$170,295,000 of the total value in 2002.

Market Value of Production, average per farm

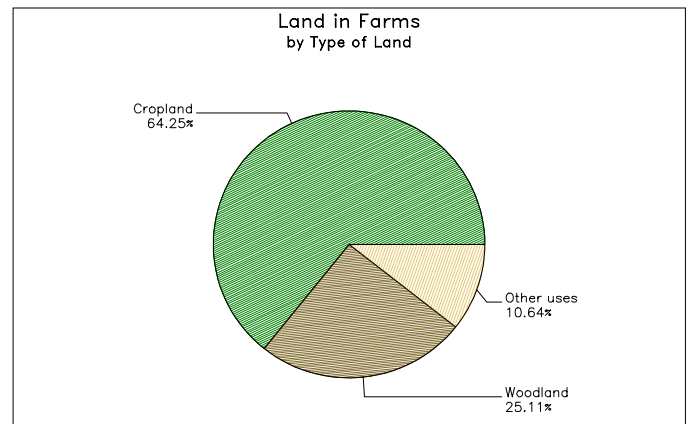
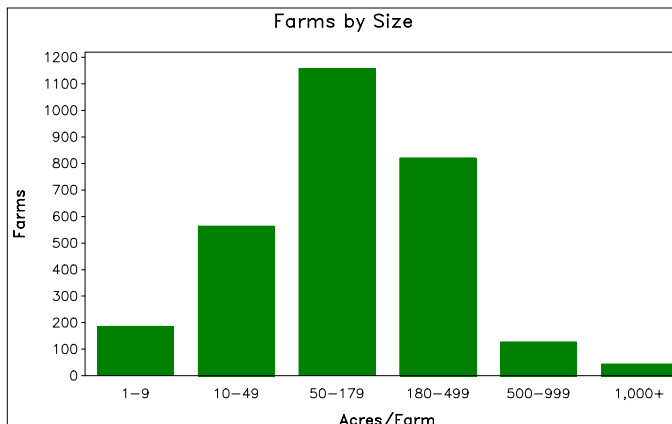
\$70,890 in 2002, \$68,074 in 1997, up 4 percent.

Government Payments

\$7,501,000 in 2002, \$2,110,000 in 1997, up 255 percent.

Government Payments, average per farm receiving payments

\$8,661 in 2002, \$2,031 in 1997, up 326 percent.



**2002 Census of Agriculture
County Profile
United States Department of Agriculture, Wisconsin Agricultural Statistics Service**

Marathon, Wisconsin

Ranked items among the 72 state counties and 3,078 U.S. counties, 2002

Item	Quantity	State Rank	Universe ¹	U.S. Rank	Universe ¹
MARKET VALUE OF AGRICULTURAL PRODUCTS SOLD (\$1,000)					
Total value of agricultural products sold	205,439	2	72	142	3,075
Value of crops including nursery and greenhouse	35,144	15	72	742	3,070
Value of livestock, poultry, and their products	170,295	2	72	85	3,070
VALUE OF SALES BY COMMODITY GROUP (\$1,000)					
Grains, oilseeds, dry beans, and dry peas	12,634	25	72	902	2,871
Tobacco	-	-	13	-	560
Cotton and cottonseed	-	-	-	-	656
Vegetables, melons, potatoes, and sweet potatoes	5,241	13	71	301	2,747
Fruits, tree nuts, and berries	181	49	71	955	2,638
Nursery, greenhouse, floriculture, and sod	2,245	27	70	749	2,708
Cut Christmas trees and short rotation woody crops	432	9	68	131	1,774
Other crops and hay	14,410	1	72	98	3,046
Poultry and eggs	112	38	71	1,284	2,918
Cattle and calves	32,357	5	72	273	3,053
Milk and other dairy products from cows	135,279	1	69	18	2,493
Hogs and pigs	279	42	71	1,167	2,919
Sheep, goats, and their products	129	23	70	661	2,997
Horses, ponies, mules, burros, and donkeys	313	17	69	698	3,014
Aquaculture	446	12	56	286	1,520
Other animals and other animal products	1,380	7	68	74	2,727
TOP LIVESTOCK INVENTORY ITEMS (number)					
Cattle and calves	143,455	2	72	62	3,059
Mink	13,760	9	25	28	117
Broilers and other meat-type chickens	7,881	10	71	664	2,599
Layers 20 weeks old and older	3,820	25	72	824	2,983
Quail ³	(D)	(D)	40	(D)	1,412
TOP CROP ITEMS (acres)					
Forage - land used for all hay and haylage, grass silage, and greenchop	146,182	1	72	13	3,059
Corn for grain	61,151	15	69	409	2,592
Corn for silage	36,364	1	71	11	2,307
Soybeans	26,488	20	67	755	2,076
Oats	9,009	4	71	22	2,215

Other County Highlights

Economic Characteristics	Quantity	Operator Characteristics	Quantity
Farms by value of sales		Principal operators by primary occupation:	
Less than \$1,000	642	Farming	1,824
\$1,000 to \$2,499	313	Other	1,074
\$2,500 to \$4,999	221	Principal operators by sex:	
\$5,000 to \$9,999	270	Male	2,679
\$10,000 to \$19,999	246	Female	219
\$20,000 to \$24,999	90	Average age of principal operator (years)	50.7
\$25,000 to \$39,999	129	All operators ² by race:	
\$40,000 to \$49,999	69	White	4,428
\$50,000 to \$99,999	368	Black or African American	-
\$100,000 to \$249,999	423	American Indian or Alaska Native	-
\$250,000 to \$499,999	79	Native Hawaiian or Other Pacific Islander	2
\$500,000 or more	48	Asian	53
Total farm production expenses (\$1,000)	167,163	More than one race	1
Average per farm (\$)	57,405	All operators ² of Spanish, Hispanic, or Latino Origin	26
Net cash farm income of operation (\$1,000)	46,555		
Average per farm (\$)	15,987		

(D) Cannot be disclosed. (Z) Less than half of the unit shown. See "Census of Agriculture, Volume 1, Geographic Area Series" for complete footnotes.

¹ Universe is number of counties in state or U.S. with item.

² Data were collected for a maximum of three operators per farm.

³ Items with a rank that cannot be disclosed are separated by a blank line, position in table does not indicate rank.