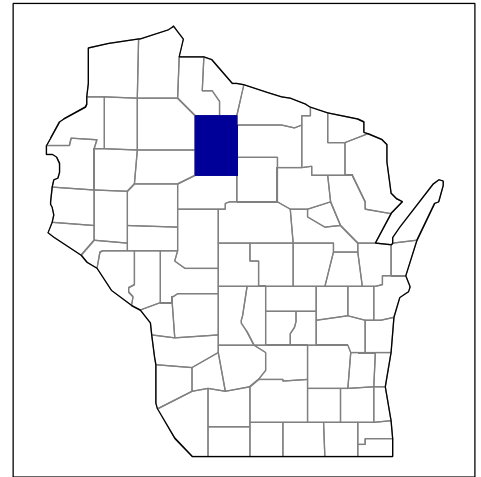


# 2002 Census of Agriculture County Profile

## Price, Wisconsin



### Number of farms

477 farms in 2002, 477 farms in 1997, unchanged.

### Land in farms

103,957 acres in 2002, 109,295 acres in 1997, down 5 percent.

### Average size of farm

218 acres in 2002, 229 acres in 1997, down 5 percent.

### Market Value of Production

\$14,937,000 in 2002, \$16,101,000 in 1997, down 7 percent.

Crop sales accounted for \$4,357,000 of the total value in 2002.

Livestock sales accounted for \$10,580,000 of the total value in 2002.

### Market Value of Production, average per farm

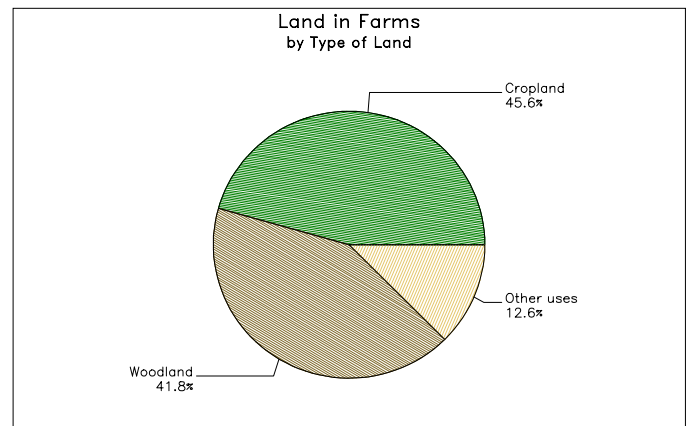
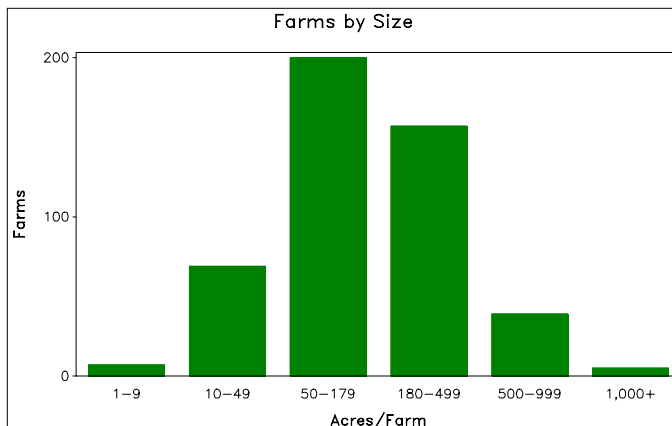
\$31,315 in 2002, \$33,754 in 1997, down 7 percent.

### Government Payments

\$542,000 in 2002, \$159,000 in 1997, up 241 percent.

### Government Payments, average per farm receiving payments

\$5,824 in 2002, \$1,693 in 1997, up 244 percent.



**2002 Census of Agriculture  
County Profile  
United States Department of Agriculture, Wisconsin Agricultural Statistics Service**

**Price, Wisconsin**

**Ranked items among the 72 state counties and 3,078 U.S. counties, 2002**

Item	Quantity	State Rank	Universe <sup>1</sup>	U.S. Rank	Universe <sup>1</sup>
<b>MARKET VALUE OF AGRICULTURAL PRODUCTS SOLD (\$1,000)</b>					
Total value of agricultural products sold	14,937	61	72	2,274	3,075
Value of crops including nursery and greenhouse	4,357	64	72	2,154	3,070
Value of livestock, poultry, and their products	10,580	60	72	1,833	3,070
<b>VALUE OF SALES BY COMMODITY GROUP (\$1,000)</b>					
Grains, oilseeds, dry beans, and dry peas	391	64	72	2,067	2,871
Tobacco	-	-	13	-	560
Cotton and cottonseed	-	-	-	-	656
Vegetables, melons, potatoes, and sweet potatoes	14	70	71	2,417	2,747
Fruits, tree nuts, and berries	(D)	(D)	71	(D)	2,638
Nursery, greenhouse, floriculture, and sod	145	63	70	1,953	2,708
Cut Christmas trees and short rotation woody crops	(D)	(D)	68	(D)	1,774
Other crops and hay	888	49	72	1,364	3,046
Poultry and eggs	7	64	71	2,116	2,918
Cattle and calves	2,013	62	72	2,164	3,053
Milk and other dairy products from cows	7,867	56	69	455	2,493
Hogs and pigs	13	65	71	2,228	2,919
Sheep, goats, and their products	121	27	70	697	2,997
Horses, ponies, mules, burros, and donkeys	320	14	69	681	3,014
Aquaculture	74	26	56	636	1,520
Other animals and other animal products	165	38	68	671	2,727
<b>TOP LIVESTOCK INVENTORY ITEMS (number)</b>					
Cattle and calves	13,459	55	72	1,820	3,059
Mink	(D)	16	25	(D)	117
Sheep and lambs	1,582	20	71	682	2,867
Pheasants	900	22	60	311	1,541
Layers 20 weeks old and older	666	62	72	1,687	2,983
<b>TOP CROP ITEMS (acres)</b>					
Forage - land used for all hay and haylage, grass silage, and greenchop	29,297	43	72	749	3,059
Corn for silage	2,858	56	71	591	2,307
Cut Christmas trees	1,833	5	70	36	1,877
Corn for grain	1,683	63	69	1,623	2,592
Oats	1,159	56	71	452	2,215

**Other County Highlights**

Economic Characteristics	Quantity
Farms by value of sales	
Less than \$1,000	130
\$1,000 to \$2,499	87
\$2,500 to \$4,999	42
\$5,000 to \$9,999	51
\$10,000 to \$19,999	33
\$20,000 to \$24,999	12
\$25,000 to \$39,999	36
\$40,000 to \$49,999	14
\$50,000 to \$99,999	35
\$100,000 to \$249,999	31
\$250,000 to \$499,999	3
\$500,000 or more	3
Total farm production expenses (\$1,000)	11,872
Average per farm (\$)	24,940
Net cash farm income of operation (\$1,000)	4,322
Average per farm (\$)	9,080

Operator Characteristics	Quantity
Principal operators by primary occupation:	
Farming	264
Other	213
Principal operators by sex:	
Male	421
Female	56
Average age of principal operator (years)	53.2
All operators <sup>2</sup> by race:	
White	725
Black or African American	-
American Indian or Alaska Native	-
Native Hawaiian or Other Pacific Islander	-
Asian	-
More than one race	1
All operators <sup>2</sup> of Spanish, Hispanic, or Latino Origin	3

(D) Cannot be disclosed. (Z) Less than half of the unit shown. See "Census of Agriculture, Volume 1, Geographic Area Series" for complete footnotes.

<sup>1</sup> Universe is number of counties in state or U.S. with item.

<sup>2</sup> Data were collected for a maximum of three operators per farm.