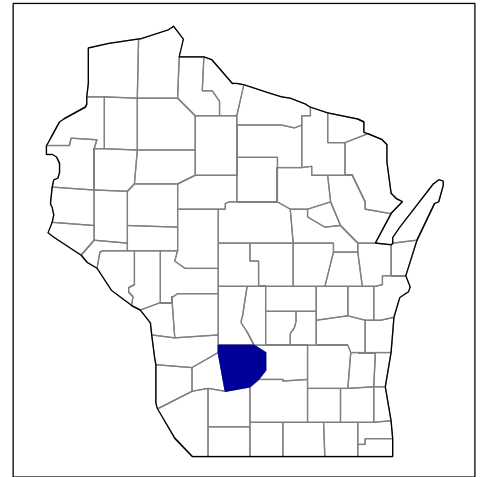




# 2002 Census of Agriculture County Profile

## Sauk, Wisconsin



### Number of farms

1,673 farms in 2002, 1,736 farms in 1997, down 4 percent.

### Land in farms

353,104 acres in 2002, 357,633 acres in 1997, down 1 percent.

### Average size of farm

211 acres in 2002, 206 acres in 1997, up 2 percent.

### Market Value of Production

\$116,064,000 in 2002, \$123,667,000 in 1997, down 6 percent.

Crop sales accounted for \$25,005,000 of the total value in 2002.

Livestock sales accounted for \$91,059,000 of the total value in 2002.

### Market Value of Production, average per farm

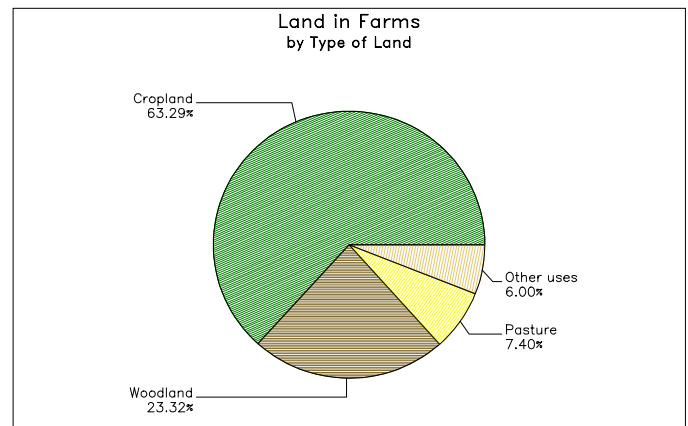
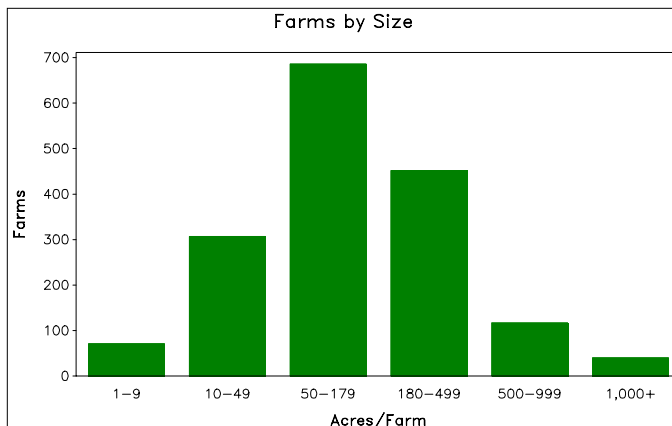
\$69,375 in 2002, \$71,237 in 1997, down 3 percent.

### Government Payments

\$5,368,000 in 2002, \$3,543,000 in 1997, up 52 percent.

### Government Payments, average per farm receiving payments

\$5,580 in 2002, \$3,400 in 1997, up 64 percent.



**2002 Census of Agriculture  
County Profile  
United States Department of Agriculture, Wisconsin Agricultural Statistics Service**

**Sauk, Wisconsin**

**Ranked items among the 72 state counties and 3,078 U.S. counties, 2002**

Item	Quantity	State Rank	Universe <sup>1</sup>	U.S. Rank	Universe <sup>1</sup>
<b>MARKET VALUE OF AGRICULTURAL PRODUCTS SOLD (\$1,000)</b>					
Total value of agricultural products sold	116,064	19	72	399	3,075
Value of crops including nursery and greenhouse	25,005	27	72	1,000	3,070
Value of livestock, poultry, and their products	91,059	14	72	244	3,070
<b>VALUE OF SALES BY COMMODITY GROUP (\$1,000)</b>					
Grains, oilseeds, dry beans, and dry peas	18,619	15	72	706	2,871
Tobacco	-	-	13	-	560
Cotton and cottonseed	-	-	-	-	656
Vegetables, melons, potatoes, and sweet potatoes	1,978	32	71	537	2,747
Fruits, tree nuts, and berries	(D)	(D)	71	(D)	2,638
Nursery, greenhouse, floriculture, and sod	929	40	70	1,126	2,708
Cut Christmas trees and short rotation woody crops	(D)	(D)	68	(D)	1,774
Other crops and hay	2,767	8	72	454	3,046
Poultry and eggs	5,468	10	71	600	2,918
Cattle and calves	21,093	13	72	479	3,053
Milk and other dairy products from cows	57,844	16	69	61	2,493
Hogs and pigs	5,875	2	71	428	2,919
Sheep, goats, and their products	195	14	70	446	2,997
Horses, ponies, mules, burros, and donkeys	304	18	69	723	3,014
Aquaculture	(D)	(D)	56	(D)	1,520
Other animals and other animal products	(D)	(D)	68	(D)	2,727
<b>TOP LIVESTOCK INVENTORY ITEMS (number)</b>					
Layers 20 weeks old and older	(D)	3	72	(D)	2,983
Cattle and calves	82,893	12	72	205	3,059
Hogs and pigs	50,438	2	72	284	2,926
Ducks	(D)	4	70	(D)	2,630
Sheep and lambs	2,539	6	71	439	2,867
<b>TOP CROP ITEMS (acres)</b>					
Forage - land used for all hay and haylage, grass silage, and greenchop	69,817	12	72	131	3,059
Corn for grain	69,599	12	69	355	2,592
Soybeans	28,752	17	67	736	2,076
Corn for silage	13,667	19	71	96	2,307
Oats	4,573	22	71	89	2,215

**Other County Highlights**

Economic Characteristics	Quantity
Farms by value of sales	
Less than \$1,000	524
\$1,000 to \$2,499	108
\$2,500 to \$4,999	128
\$5,000 to \$9,999	137
\$10,000 to \$19,999	136
\$20,000 to \$24,999	48
\$25,000 to \$39,999	104
\$40,000 to \$49,999	54
\$50,000 to \$99,999	127
\$100,000 to \$249,999	192
\$250,000 to \$499,999	75
\$500,000 or more	40
Total farm production expenses (\$1,000)	101,729
Average per farm (\$)	61,025
Net cash farm income of operation (\$1,000)	20,261
Average per farm (\$)	12,154

Operator Characteristics	Quantity
Principal operators by primary occupation:	
Farming	941
Other	732
Principal operators by sex:	
Male	1,504
Female	169
Average age of principal operator (years)	53.8
All operators <sup>2</sup> by race:	
White	2,513
Black or African American	-
American Indian or Alaska Native	2
Native Hawaiian or Other Pacific Islander	-
Asian	-
More than one race	1
All operators <sup>2</sup> of Spanish, Hispanic, or Latino Origin	18

(D) Cannot be disclosed. (Z) Less than half of the unit shown. See "Census of Agriculture, Volume 1, Geographic Area Series" for complete footnotes.

<sup>1</sup> Universe is number of counties in state or U.S. with item.

<sup>2</sup> Data were collected for a maximum of three operators per farm.