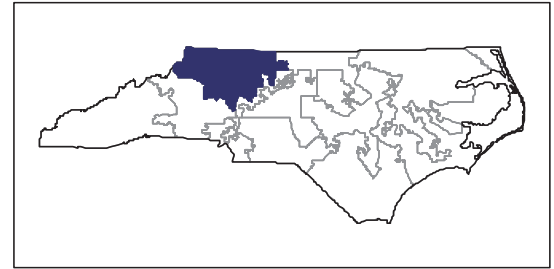


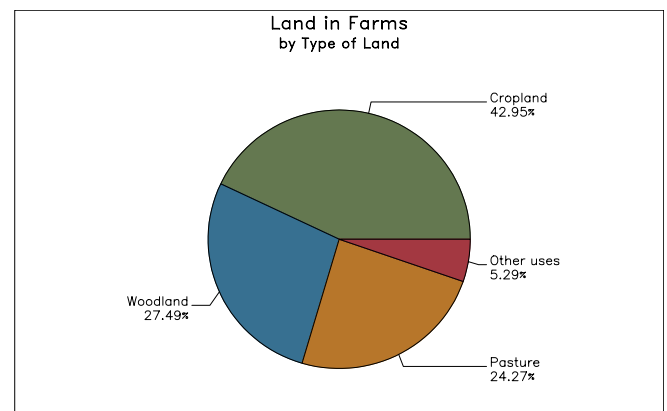
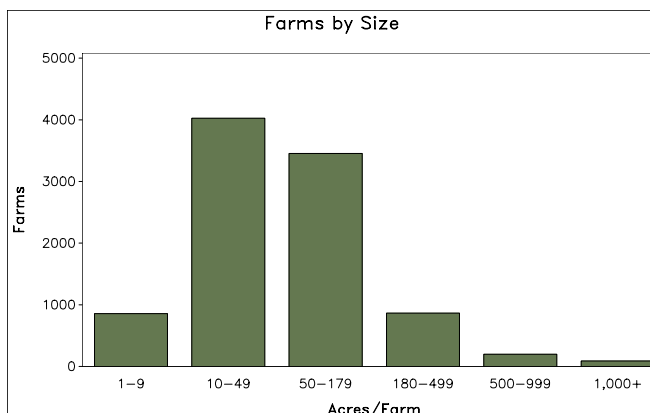
# 2007 CENSUS OF AGRICULTURE

## Congressional District Profile



## North Carolina 5th District

	2007	2002	% change
<b>Number of Farm Operators</b>	14,123	14,237	- 1
<b>Number of Farms</b>	9,489	10,156	- 7
<b>Land in Farms</b>	950,965 acres	1,038,572 acres	- 8
<b>Average Size of Farm</b>	100 acres	102 acres	- 2
<b>Irrigated Land</b>	7,464 acres	11,079 acres	- 33
<hr/>			
<b>Market Value of Products Sold</b>	\$972,920,000	\$613,366,000	+ 59
Average Per Farm	\$102,531	\$60,394	+ 70
<b>Gross Income, Farm Related Sources</b>	\$23,501,000	\$15,190,000	+ 55
<hr/>			
<b>Government Payments</b>	\$3,512,000	\$5,100,000	- 31
Average Per Farm Receiving Payments	\$3,240	\$3,416	- 5



# 2007 CENSUS OF AGRICULTURE

## Congressional District Profile

### North Carolina 5th District

Ranked items among the 13 congressional districts in the state, and among the 435 congressional districts in the U.S., 2007

Item	Quantity	State Rank	Universe <sup>1</sup>	U.S. Rank	Universe <sup>1</sup>
<b>MARKET VALUE OF AGRICULTURAL PRODUCTS SOLD (\$1,000)</b>					
Total value of agricultural products sold	972,920	5	13	91	425
Value of crops including nursery and greenhouse	153,284	5	13	168	425
Value of livestock, poultry, and their products	819,636	5	13	50	415
<b>VALUE OF SALES BY COMMODITY GROUP (\$1,000)</b>					
Grains, oilseeds, dry beans, and dry peas	25,731	6	13	160	371
Tobacco	39,366	6	13	11	81
Cotton and cottonseed	(D)	9	11	90	102
Vegetables, melons, potatoes, and sweet potatoes	11,970	6	13	142	403
Fruits, tree nuts, and berries	5,388	3	13	138	398
Nursery, greenhouse, floriculture, and sod	23,931	10	13	178	421
Cut Christmas trees and short rotation woody crops	40,038	1	13	2	328
Other crops and hay	(D)	5	13	191	389
Poultry and eggs	644,485	3	13	16	395
Cattle and calves	83,878	1	13	98	393
Milk and other dairy products from cows	73,882	1	13	100	343
Hogs and pigs	13,207	7	13	90	368
Sheep, goats, and their products	866	3	13	132	383
Horses, ponies, mules, burros, and donkeys	2,485	2	13	137	401
Aquaculture	(D)	6	13	(D)	336
Other animals and other animal products	(D)	6	13	(D)	395
<b>TOP CROP ITEMS (acres)</b>					
Forage - land used for all hay and haylage, grass silage, and greenchop	153,108	1	13	101	398
Soybeans for beans	46,623	6	13	107	262
Corn for grain	36,324	6	13	143	343
Corn for silage or greenchop	24,346	1	13	68	321
Cut Christmas trees	24,054	1	12	2	331
<b>TOP LIVESTOCK INVENTORY ITEMS (number)</b>					
Broilers and other meat-type chickens	25,020,036	2	13	18	345
Layers	4,109,105	1	13	22	395
Pullets for laying flock replacement	2,711,431	1	13	8	356
Cattle and calves	212,554	1	13	104	396
Quail	53,245	5	13	29	318

### Other Congressional District Highlights

Economic Characteristics	Quantity	Operator Characteristics	Quantity
Farms by value of sales		Principal operators by primary occupation:	
Less than \$1,000	2,574	Farming	4,144
\$1,000 to \$2,499	1,311	Other	5,345
\$2,500 to \$4,999	1,144	Principal operators by sex:	
\$5,000 to \$9,999	1,239	Male	8,369
\$10,000 to \$19,999	1,049	Female	1,120
\$20,000 to \$24,999	250	Average age of principal operator (years)	57.0
\$25,000 to \$39,999	372	All operators by race <sup>2</sup> :	
\$40,000 to \$49,999	170	American Indian or Alaska Native	54
\$50,000 to \$99,999	253	Asian	30
\$100,000 to \$249,999	338	Black or African American	81
\$250,000 to \$499,999	303	Native Hawaiian or Other Pacific Islander	2
\$500,000 or more	486	White	13,636
Total farm production expenses (\$1,000)	779,672	More than one race	106
Average per farm (\$)	82,166	All operators of Spanish, Hispanic, or Latino Origin <sup>2</sup>	113
Net cash farm income of operation (\$1,000)	220,261		
Average per farm (\$)	23,212		

See "Census of Agriculture, Volume 1, Geographic Area Series" for complete footnotes, explanations, definitions, and methodology.

(D) Cannot be disclosed. (NA) Not available. (Z) Less than half of the unit shown.

<sup>1</sup> Universe is number of congressional districts in state or U.S. with item. <sup>2</sup> Data were collected for a maximum of three operators per farm.