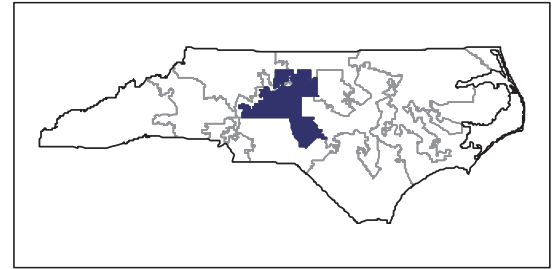


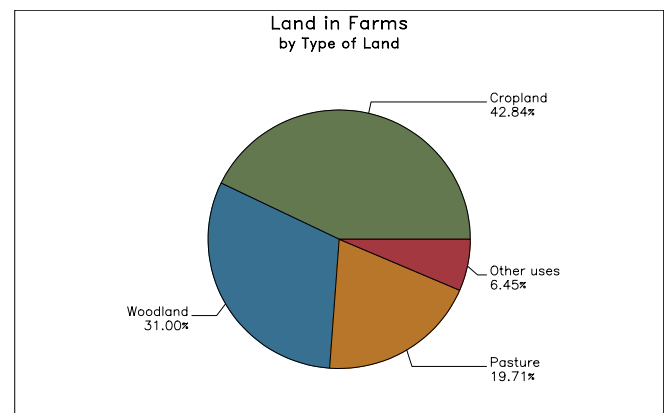
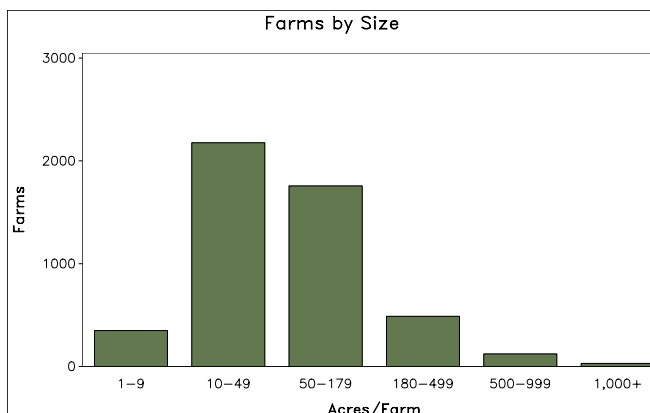
# 2007 CENSUS OF AGRICULTURE

## Congressional District Profile



## North Carolina 6th District

	2007	2002	% change
<b>Number of Farm Operators</b>	7,139	7,454	- 4
<b>Number of Farms</b>	4,921	5,227	- 6
<b>Land in Farms</b>	481,673 acres	553,268 acres	- 13
<b>Average Size of Farm</b>	98 acres	106 acres	- 8
<b>Irrigated Land</b>	7,849 acres	9,018 acres	- 13
<hr/>			
<b>Market Value of Products Sold</b>	\$478,083,000	\$339,241,000	+ 41
Average Per Farm	\$97,152	\$64,902	+ 50
<b>Gross Income, Farm Related Sources</b>	\$14,507,000	\$8,848,000	+ 64
<hr/>			
<b>Government Payments</b>	\$2,060,000	\$2,923,000	- 30
Average Per Farm Receiving Payments	\$3,083	\$3,411	- 10



# 2007 CENSUS OF AGRICULTURE

## Congressional District Profile

### North Carolina 6th District

Ranked items among the 13 congressional districts in the state, and among the 435 congressional districts in the U.S., 2007

Item	Quantity	State Rank	Universe <sup>1</sup>	U.S. Rank	Universe <sup>1</sup>
<b>MARKET VALUE OF AGRICULTURAL PRODUCTS SOLD (\$1,000)</b>					
Total value of agricultural products sold	478,083	7	13	155	425
Value of crops including nursery and greenhouse	82,738	9	13	233	425
Value of livestock, poultry, and their products	395,345	7	13	103	415
<b>VALUE OF SALES BY COMMODITY GROUP (\$1,000)</b>					
Grains, oilseeds, dry beans, and dry peas	12,380	8	13	191	371
Tobacco	14,117	7	13	20	81
Cotton and cottonseed	(D)	11	11	102	102
Vegetables, melons, potatoes, and sweet potatoes	3,727	11	13	242	403
Fruits, tree nuts, and berries	2,156	8	13	221	398
Nursery, greenhouse, floriculture, and sod	46,150	5	13	103	421
Cut Christmas trees and short rotation woody crops	353	4	13	122	328
Other crops and hay	(D)	6	13	222	389
Poultry and eggs	315,634	7	13	36	395
Cattle and calves	28,549	4	13	181	393
Milk and other dairy products from cows	27,064	2	13	148	343
Hogs and pigs	20,246	6	13	79	368
Sheep, goats, and their products	(D)	5	13	(D)	383
Horses, ponies, mules, burros, and donkeys	3,154	1	13	99	401
Aquaculture	(D)	13	13	(D)	336
Other animals and other animal products	(D)	10	13	(D)	395
<b>TOP CROP ITEMS (acres)</b>					
Forage - land used for all hay and haylage, grass silage, and greenchop	73,211	2	13	159	398
Soybeans for beans	33,643	7	13	120	262
Corn for grain	19,375	7	13	167	343
Wheat for grain, all	15,132	9	13	140	319
Corn for silage or greenchop	8,162	2	13	114	321
<b>TOP LIVESTOCK INVENTORY ITEMS (number)</b>					
Broilers and other meat-type chickens	16,796,319	5	13	25	345
Layers	1,173,422	4	13	79	395
Pullets for laying flock replacement	754,548	4	13	39	356
Quail	339,230	2	13	9	318
Cattle and calves	90,625	2	13	175	396

### Other Congressional District Highlights

Economic Characteristics	Quantity	Operator Characteristics	Quantity
Farms by value of sales		Principal operators by primary occupation:	
Less than \$1,000	1,473	Farming	2,109
\$1,000 to \$2,499	759	Other	2,812
\$2,500 to \$4,999	651	Principal operators by sex:	
\$5,000 to \$9,999	606	Male	4,239
\$10,000 to \$19,999	432	Female	682
\$20,000 to \$24,999	80	Average age of principal operator (years)	57.4
\$25,000 to \$39,999	168	All operators by race <sup>2</sup> :	
\$40,000 to \$49,999	49	American Indian or Alaska Native	35
\$50,000 to \$99,999	128	Asian	7
\$100,000 to \$249,999	146	Black or African American	68
\$250,000 to \$499,999	127	Native Hawaiian or Other Pacific Islander	-
\$500,000 or more	302	White	6,938
Total farm production expenses (\$1,000)	394,188	More than one race	39
Average per farm (\$)	80,103	All operators of Spanish, Hispanic, or Latino Origin <sup>2</sup>	34
Net cash farm income of operation (\$1,000)	100,461		
Average per farm (\$)	20,415		

See "Census of Agriculture, Volume 1, Geographic Area Series" for complete footnotes, explanations, definitions, and methodology.

(D) Cannot be disclosed. (NA) Not available. (Z) Less than half of the unit shown.

<sup>1</sup> Universe is number of congressional districts in state or U.S. with item. <sup>2</sup> Data were collected for a maximum of three operators per farm.