



2007 CENSUS OF AGRICULTURE

Aquaculture Production

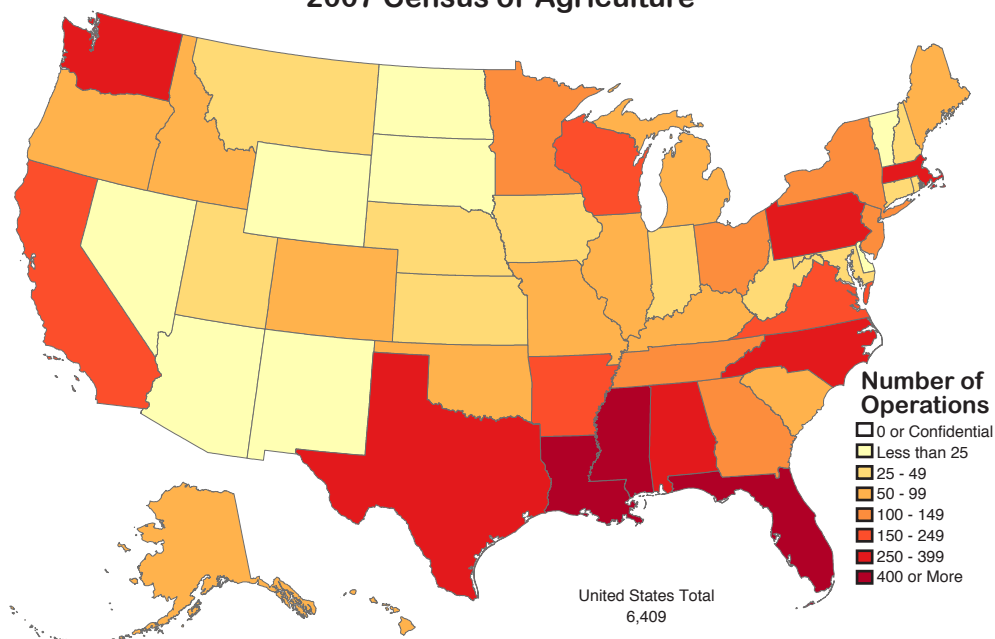
The total U.S. value of sales for aquaculture products increased 25 percent from 2002.

The 2007 Census of Agriculture counted 6,409 farmers and ranchers reporting aquaculture sales in the United States, a 4 percent decrease from 6,653 in 2002. The three states with the largest number of operations with sales are Florida, Louisiana and Mississippi – all bordering the Gulf of Mexico.

During 2007, the total sales of aquaculture products in the United States were \$1.415 billion, up from \$1.133 billion in 2002. Catfish accounted for the largest value of production with \$455.4 million or 32 percent of the total U.S. value of sales. Mollusk sales were second at \$243.0 million, followed by trout at \$210.6 million.

More than 50 percent of the total value of sales from aquaculture come from the top five states: Mississippi (\$237.9 million), Washington (\$162.9 million), Arkansas (\$118.7 million), Louisiana (\$109.1 million) and California (\$102.2 million).

**Number of Aquaculture Operations with Sales:
2007 Census of Agriculture**



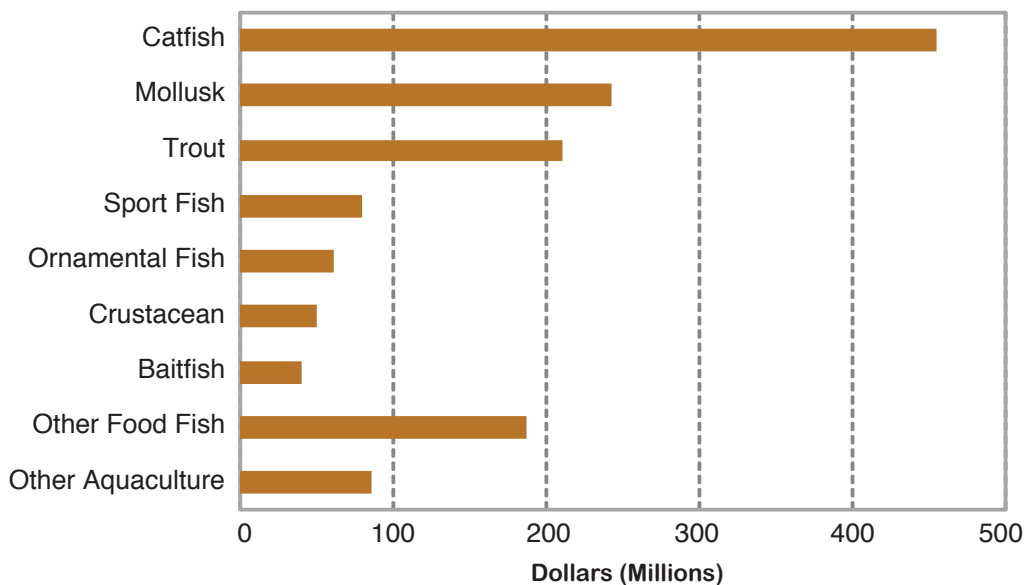
U.S. Department
of Agriculture

National Agricultural
Statistics Service

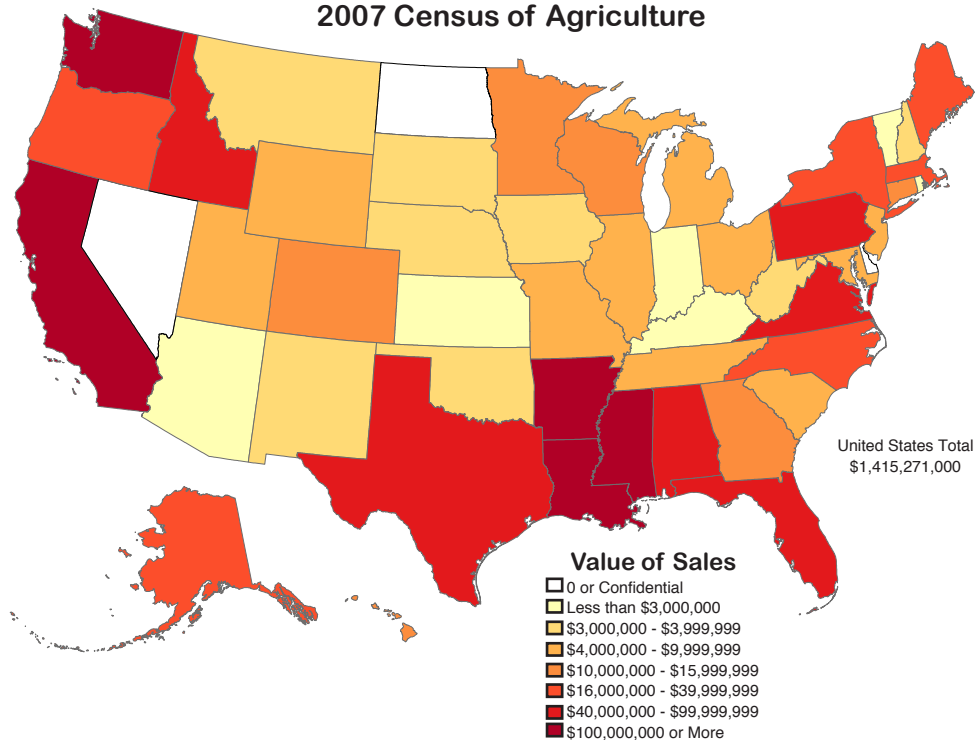


2007 CENSUS OF AGRICULTURE

2007 Value of Aquaculture Sales



Value of Aquaculture Sales:
2007 Census of Agriculture



For more information:

www.nass.usda.gov

www.agcensus.usda.gov

Agricultural Statistics Hotline
(800) 727-9540



Aquaculture Production

www.agcensus.usda.gov